

FLOOR PLANS

# SO LAY A

# CLASSIC RESIDENCES

2, 3, 4, AND 5-BEDROOMS


Ranging from 1,988 to 7,642 sq. ft., these open-plan, two to five bedroom residences create a mood of coastal calm. Floor-to-ceiling windows flood each home with natural light and frame breathtaking sea views.

# 2-Bedroom

## KEY FEATURES

Equipped with staff rooms

Include two terraces



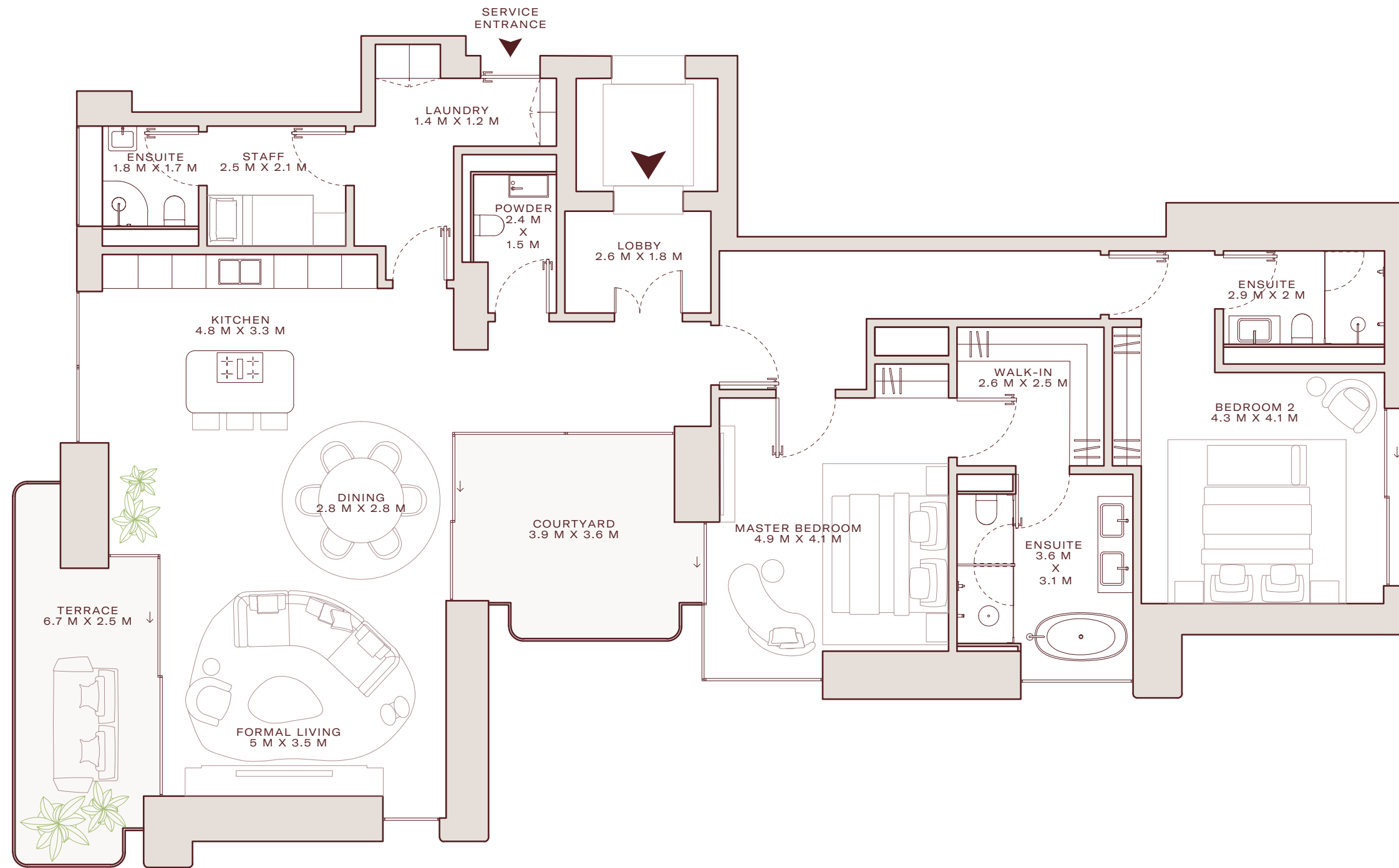
# 2-Bedroom

Type A



# SOLAYA

A PRIVATE COLLECTION



BUILDING 1


Unit 103, 203

BUILDING 2

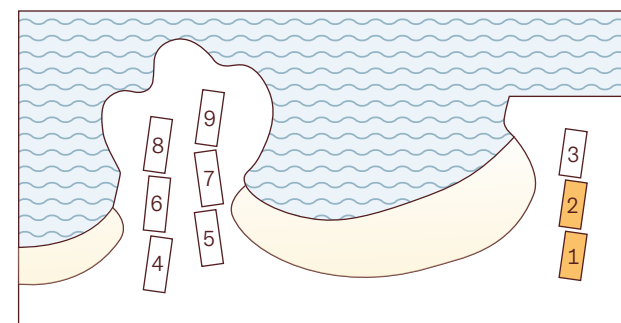
Unit 103, 203, 303

AREAS

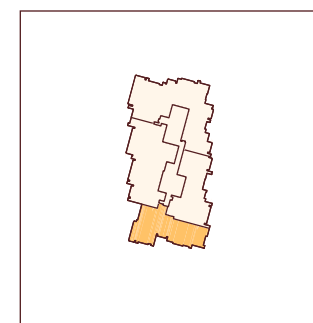
Interior 1,977 SqFt  
Terrace 332 SqFt  
Total 2,308 SqFt



MASTERPLAN



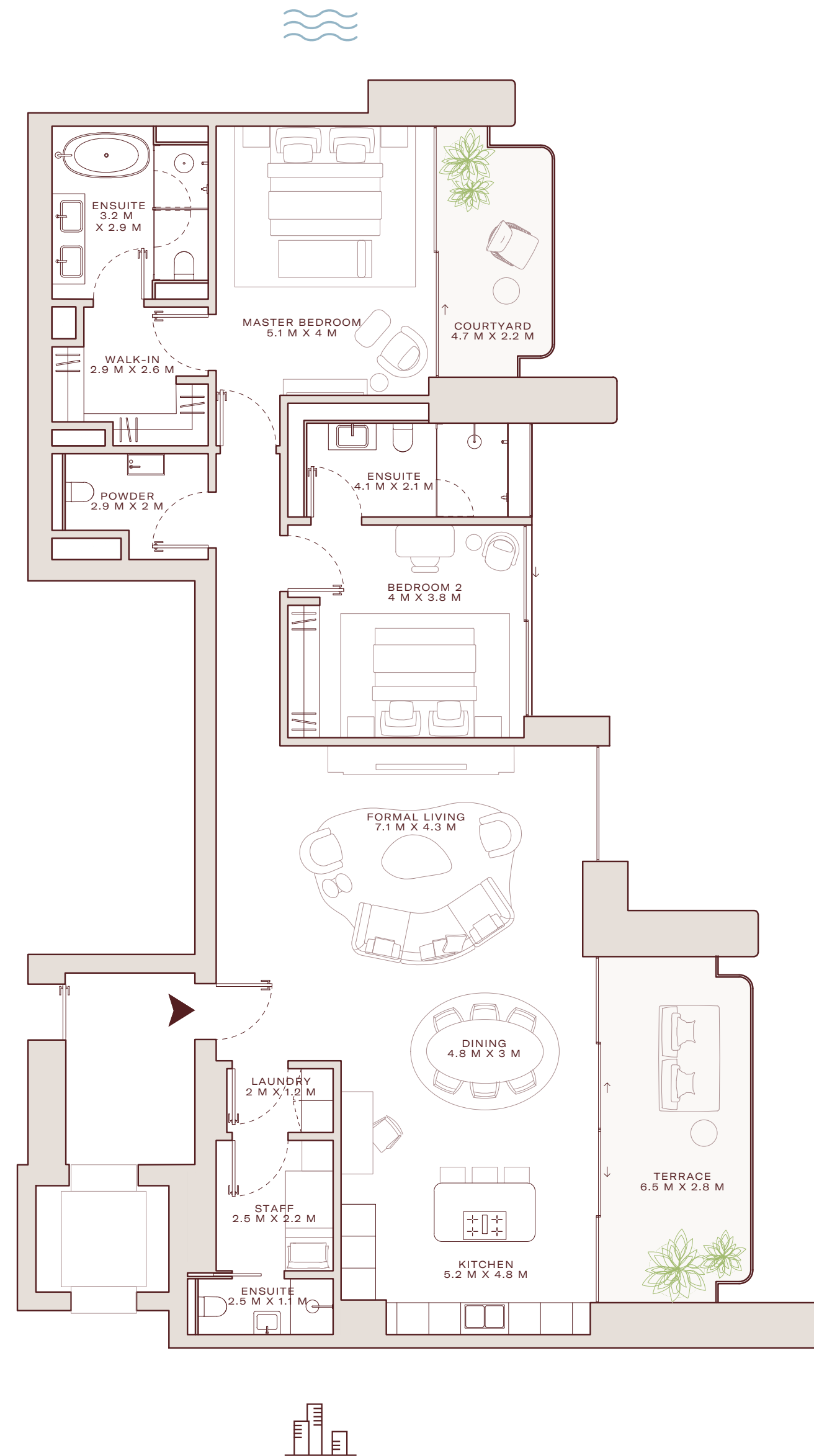
BUILDING FLOORPLATE




Disclaimer: Plans, details and unit orientation included are indicative only and are subject to change by the developer/seller at its sole discretion without notice and/or liability. All images, including swimming pools and landscape features, interior and exterior features, finishes, furnishings, view and scale are illustrative only. Final areas, orientation, dimensions, layout and materials may differ from those stated.

# 2-Bedroom

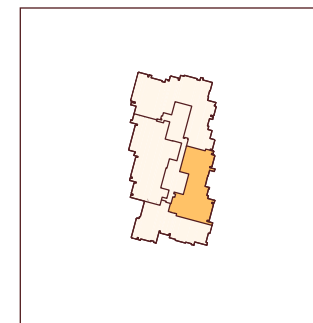
Type B



MASTERPLAN



BUILDING FLOORPLATE



Plan Area does not include Elevator Lobby.  
 Disclaimer: Plans, details and unit orientation included are indicative only and are subject to change by the developer/seller at its sole discretion without notice and/or liability. All images, including swimming pools and landscape features, interior and exterior features, finishes, furnishings, view and scale are illustrative only. Final areas, orientation, dimensions, layout and materials may differ from those stated.

# SOLAYA

A PRIVATE COLLECTION

BUILDING 1

Unit 104, 204

BUILDING 2

Unit 104, 204, 304

AREAS

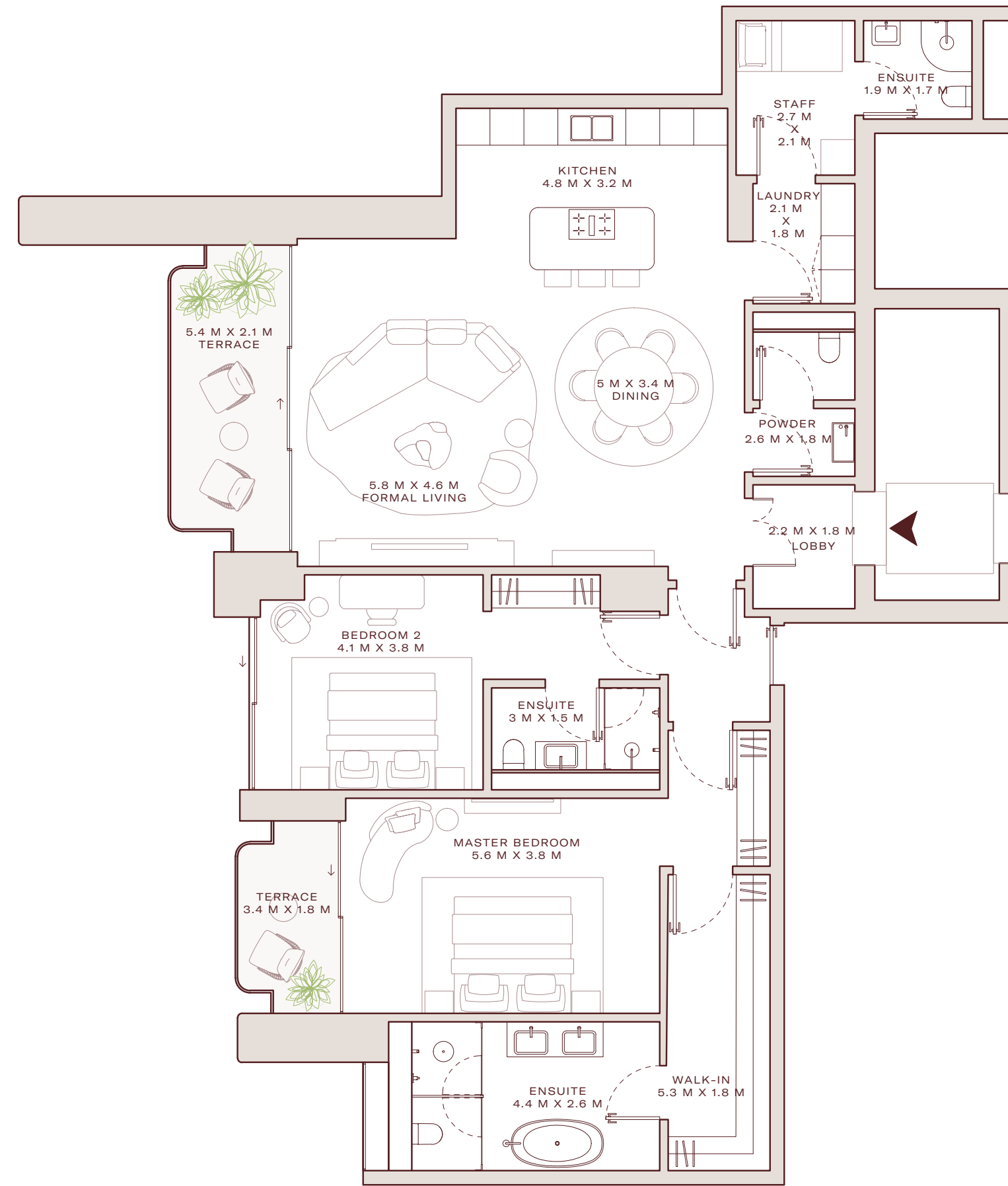
Interior 1,808 SqFt  
 Terrace 337 SqFt  
 Total 2,145 SqFt




Brookfield  
Properties

# 2-Bedroom

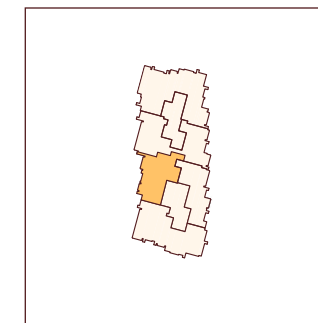
Type C



MASTERPLAN



BUILDING FLOORPLATE



Disclaimer: Plans, details and unit orientation included are indicative only and are subject to change by the developer/seller at its sole discretion without notice and/or liability. All images, including swimming pools and landscape features, interior and exterior features, finishes, furnishings, view and scale are illustrative only. Final areas, orientation, dimensions, layout and materials may differ from those stated.

# SOLAYA

A PRIVATE COLLECTION

BUILDING 3

Unit 103, 203

AREAS

Interior 1,842 SqFt  
 Terrace 208 SqFt  
 Total 2,050 SqFt

# 2-Bedroom

Type D



# SOLAYA

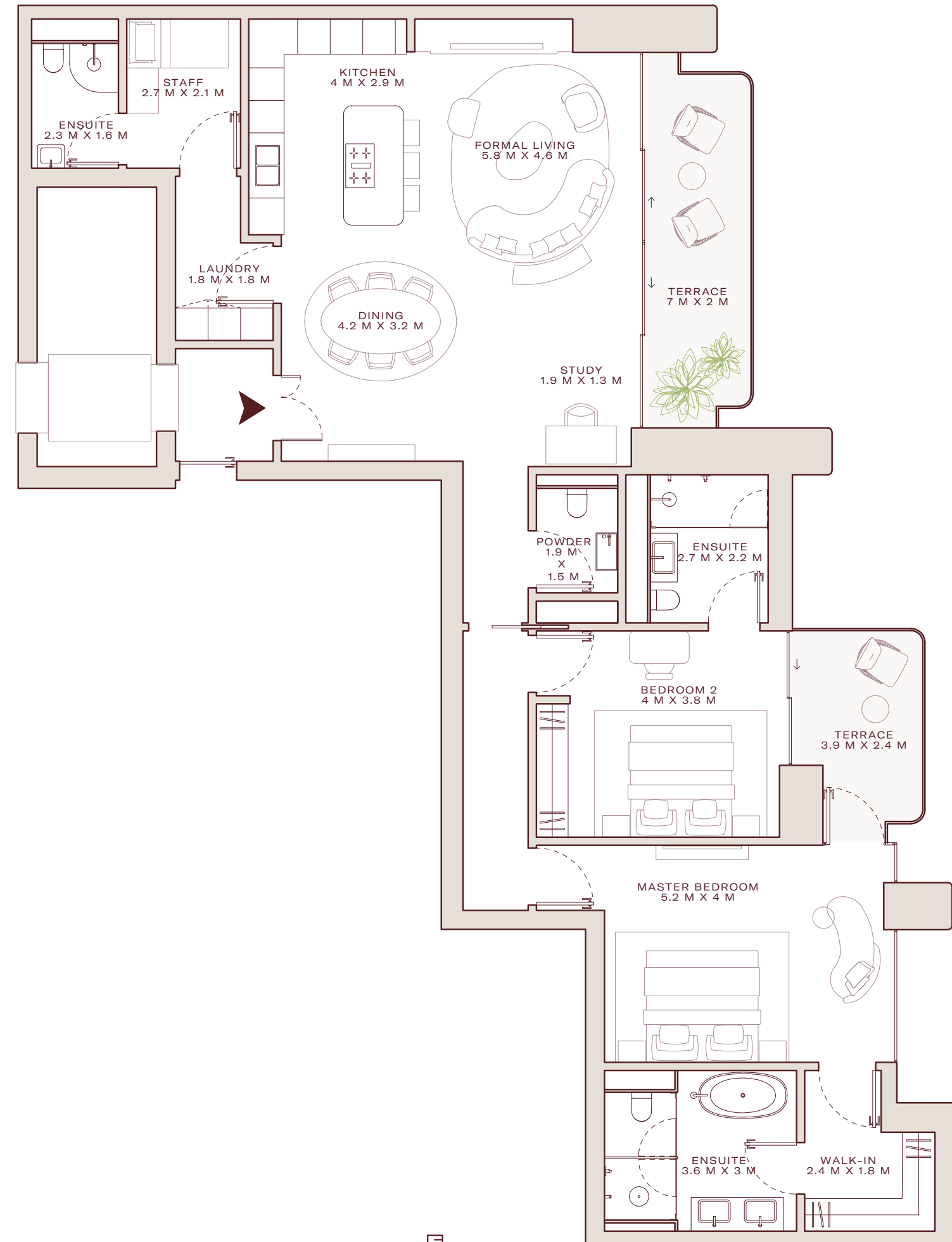
A PRIVATE COLLECTION

BUILDING 3


Unit 105, 205

AREAS

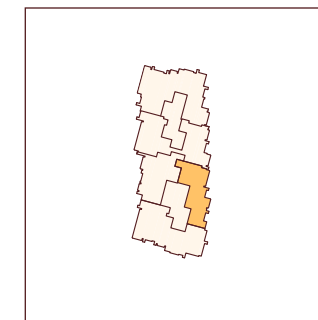
Interior 1,730 SqFt  
 Terrace 258 SqFt  
 Total 1,988 SqFt



MASTERPLAN



BUILDING FLOORPLATE



Plan Area does not include Elevator Lobby.  
 Disclaimer: Plans, details and unit orientation included are indicative only and are subject to change by the developer/seller at its sole discretion without notice and/or liability. All images, including swimming pools and landscape features, interior and exterior features, finishes, furnishings, view and scale are illustrative only. Final areas, orientation, dimensions, layout and materials may differ from those stated.

# 3-Bedroom

## KEY FEATURES

Equipped with prep kitchens  
and show kitchens

Additional family room\*



\*AVAILABLE IN SELECT UNITS

# 3-Bedroom

Type A



# SOLAYA

A PRIVATE COLLECTION

BUILDING 1

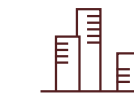
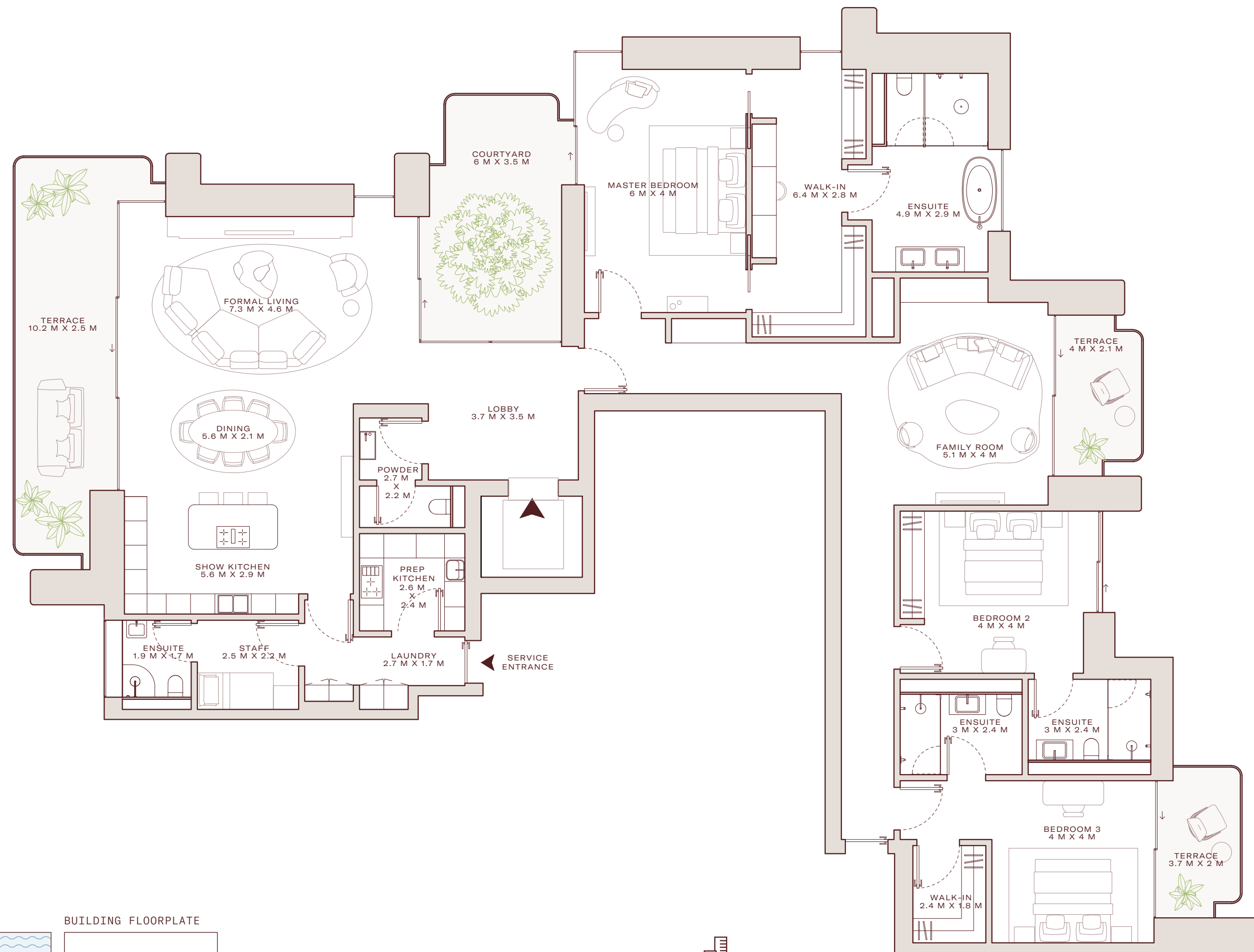
Unit 101, 201

BUILDING 2

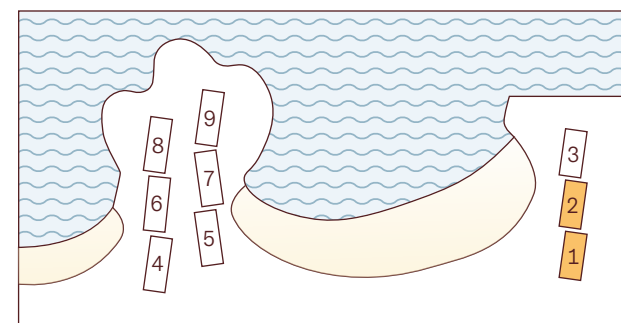
Unit 101, 201, 301

AREAS

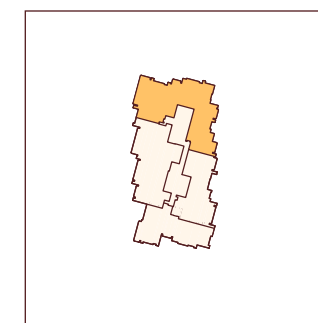
Interior 3,153 SqFt  
Terrace 720 SqFt  
Total 3,873 SqFt



MASTERPLAN



BUILDING FLOORPLATE



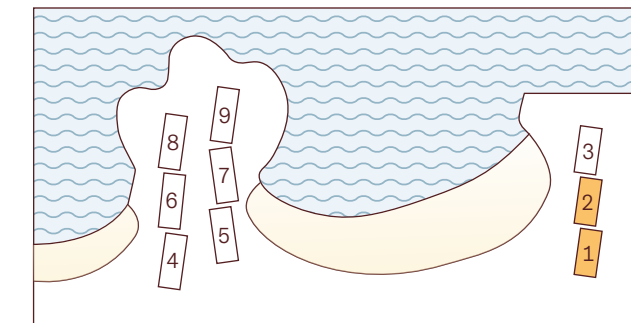
Disclaimer: Plans, details and unit orientation included are indicative only and are subject to change by the developer/seller at its sole discretion without notice and/or liability. All images, including swimming pools and landscape features, interior and exterior features, finishes, furnishings, view and scale are illustrative only. Final areas, orientation, dimensions, layout and materials may differ from those stated.

# 3-Bedroom


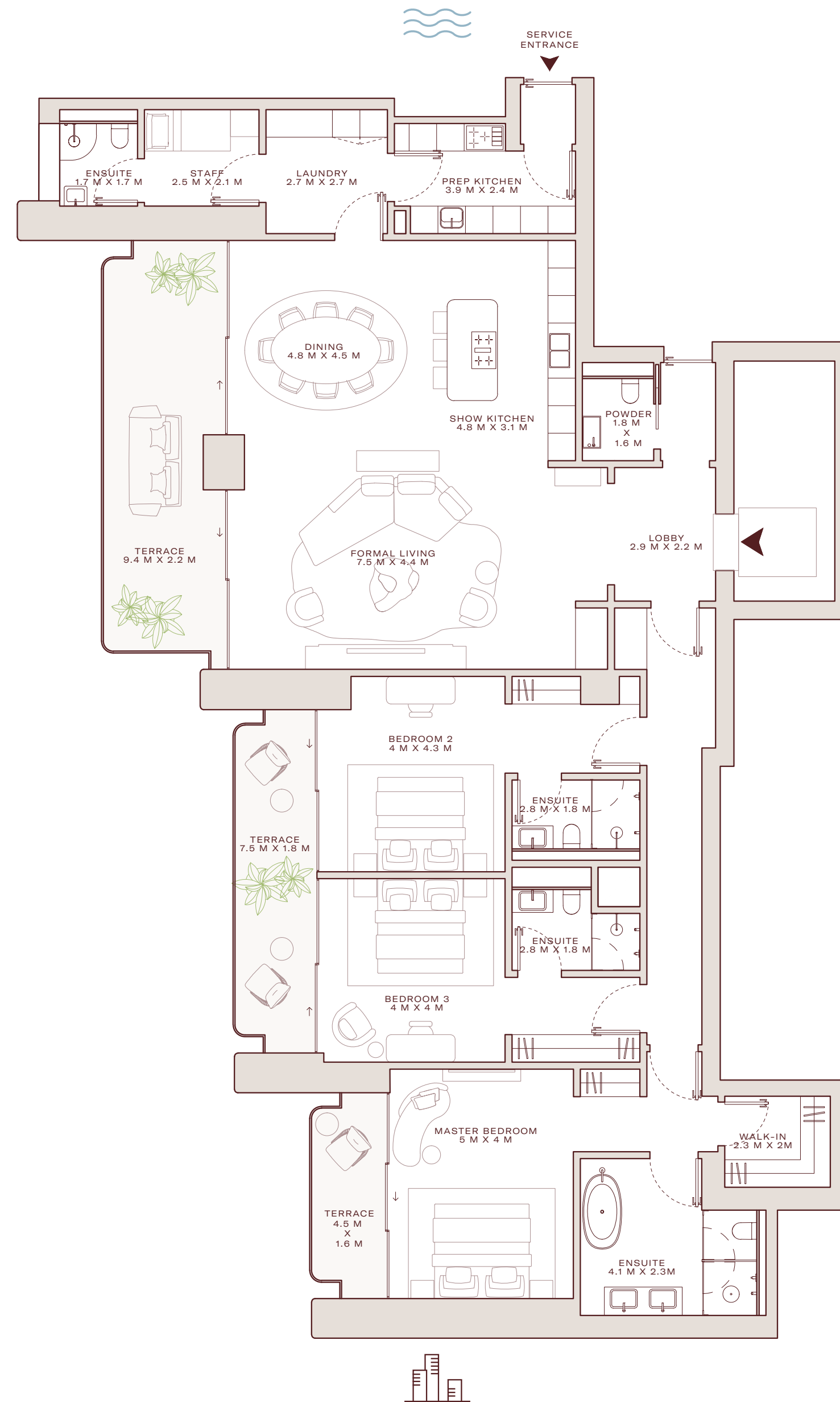
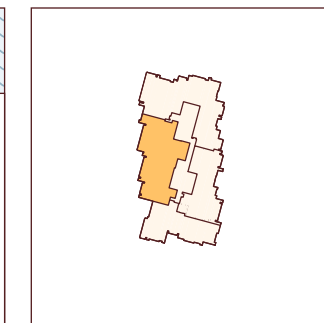
Type B



MASTERPLAN



BUILDING FLOORPLATE



# SOLAYA

A PRIVATE COLLECTION

BUILDING 1

Unit 102, 202

BUILDING 2

Unit 102, 202, 302

AREAS

Interior 2,643 SqFt  
Terrace 521 SqFt  
Total 3,163 SqFt

Disclaimer: Plans, details and unit orientation included are indicative only and are subject to change by the developer/seller at its sole discretion without notice and/or liability. All images, including swimming pools and landscape features, interior and exterior features, finishes, furnishings, view and scale are illustrative only. Final areas, orientation, dimensions, layout and materials may differ from those stated.

# 3-Bedroom

Type C



# SOLAYA

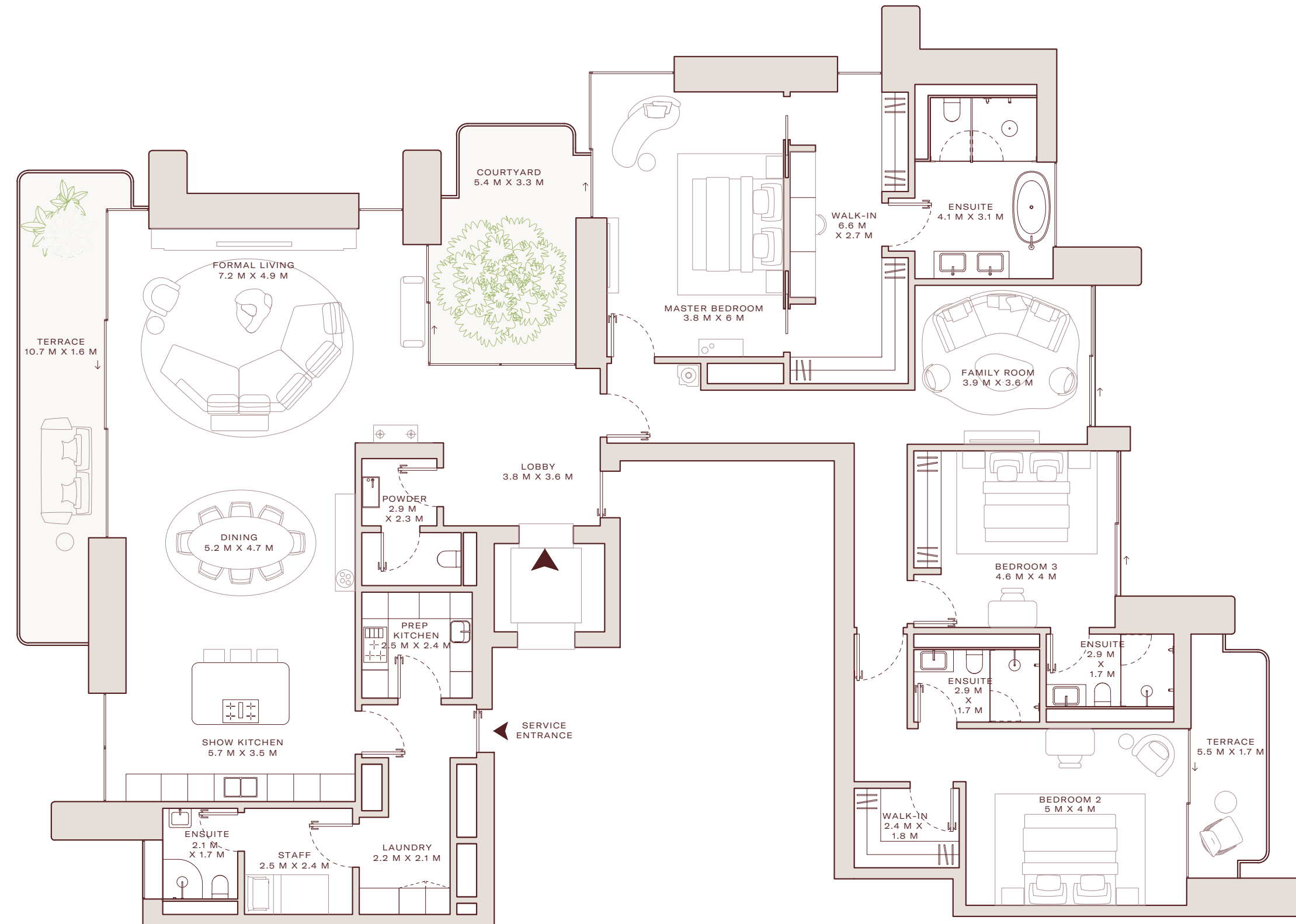
A PRIVATE COLLECTION

BUILDING 3


Unit 101, 201

AREAS

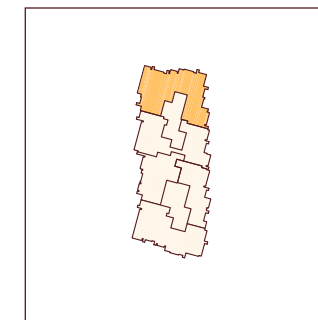
Interior 3,193 SqFt  
Terrace 559 SqFt  
Total 3,752 SqFt



MASTERPLAN



BUILDING FLOORPLATE



Disclaimer: Plans, details and unit orientation included are indicative only and are subject to change by the developer/seller at its sole discretion without notice and/or liability. All images, including swimming pools and landscape features, interior and exterior features, finishes, furnishings, view and scale are illustrative only. Final areas, orientation, dimensions, layout and materials may differ from those stated.

# 3-Bedroom

Type D



# SOLAYA

A PRIVATE COLLECTION

BUILDING 3

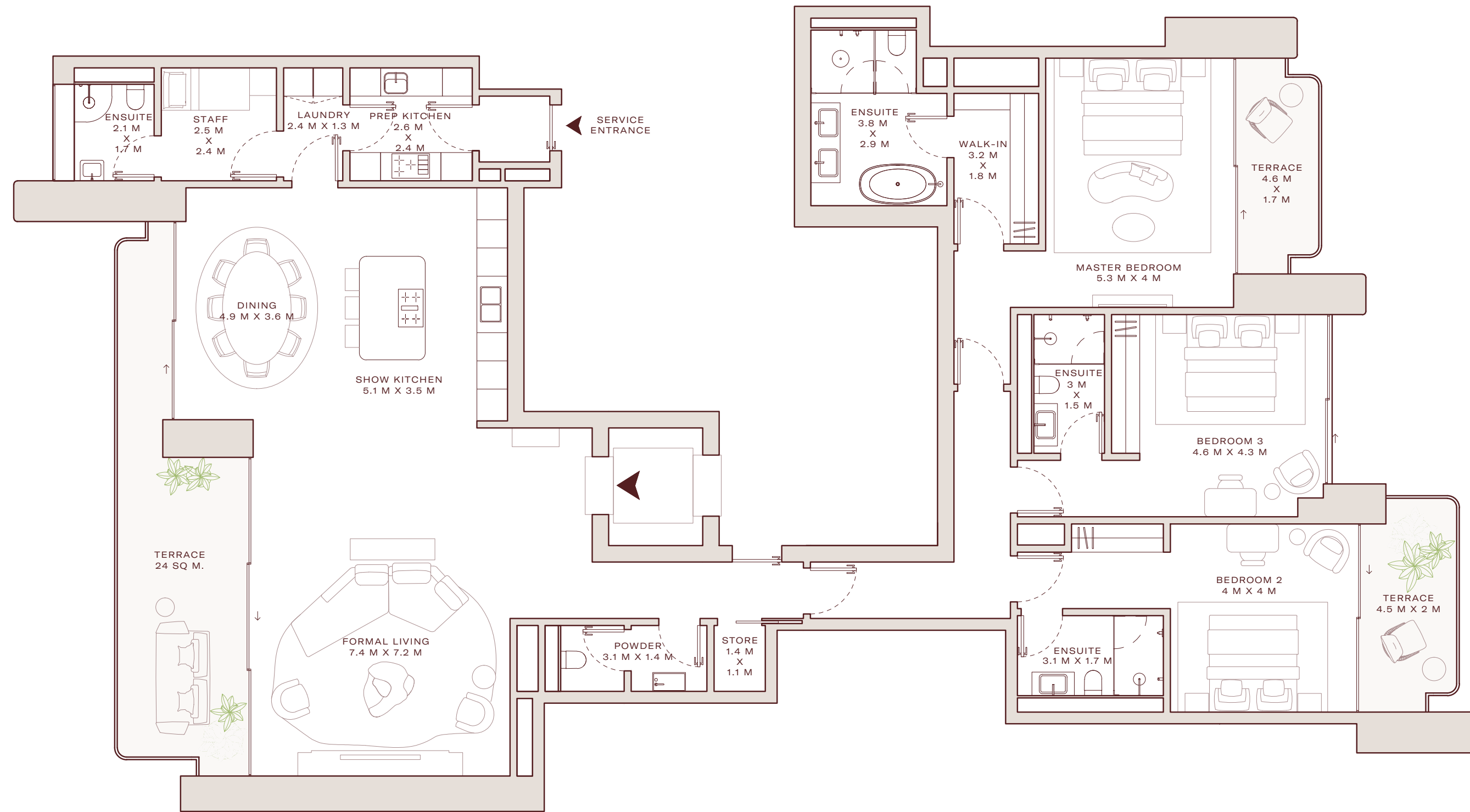
Unit 102, 202

AREAS


Interior 2,654 SqFt

Terrace 474 SqFt

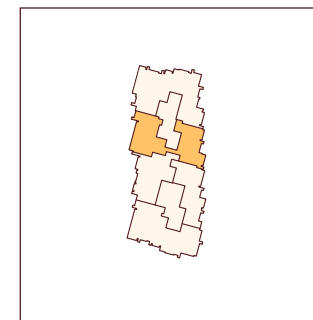
Total 3,129 SqFt



MASTERPLAN



BUILDING FLOORPLATE



Disclaimer: Plans, details and unit orientation included are indicative only and are subject to change by the developer/seller at its sole discretion without notice and/or liability. All images, including swimming pools and landscape features, interior and exterior features, finishes, furnishings, view and scale are illustrative only. Final areas, orientation, dimensions, layout and materials may differ from those stated.

# 3-Bedroom

Type E



# SOLAYA

A PRIVATE COLLECTION

BUILDING 3

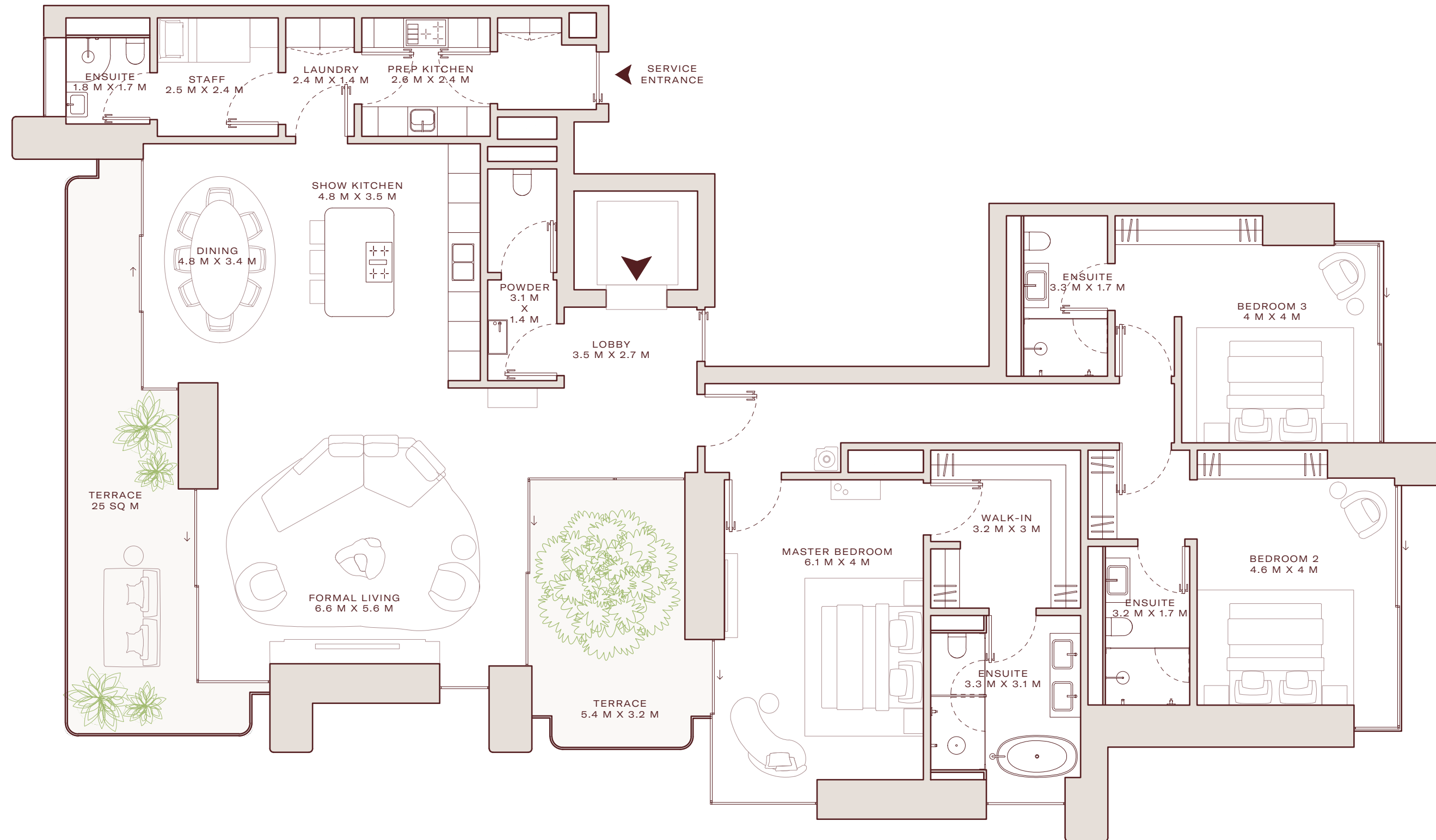
Unit 104, 204

AREAS

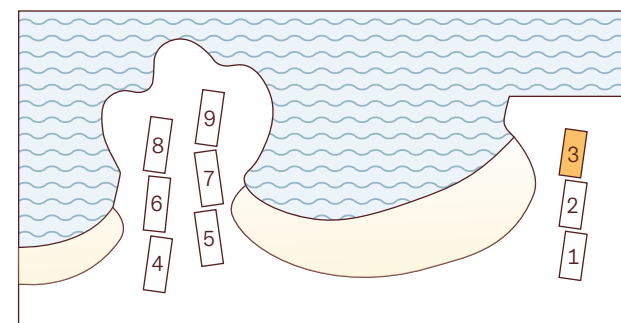
Interior 2,677 SqFt

Terrace 512 SqFt

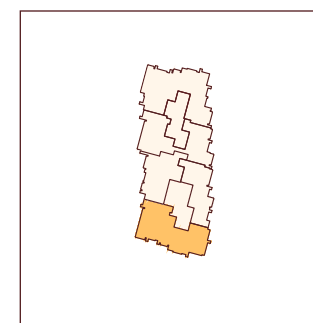
Total 3,189 SqFt



MASTERPLAN



BUILDING FLOORPLATE




Disclaimer: Plans, details and unit orientation included are indicative only and are subject to change by the developer/seller at its sole discretion without notice and/or liability. All images, including swimming pools and landscape features, interior and exterior features, finishes, furnishings, view and scale are illustrative only. Final areas, orientation, dimensions, layout and materials may differ from those stated.

# 4-Bedroom

## KEY FEATURES

- Direct courtyard/terrace access from all rooms\*
- Equipped with prep kitchens and show kitchens
- Additional family room



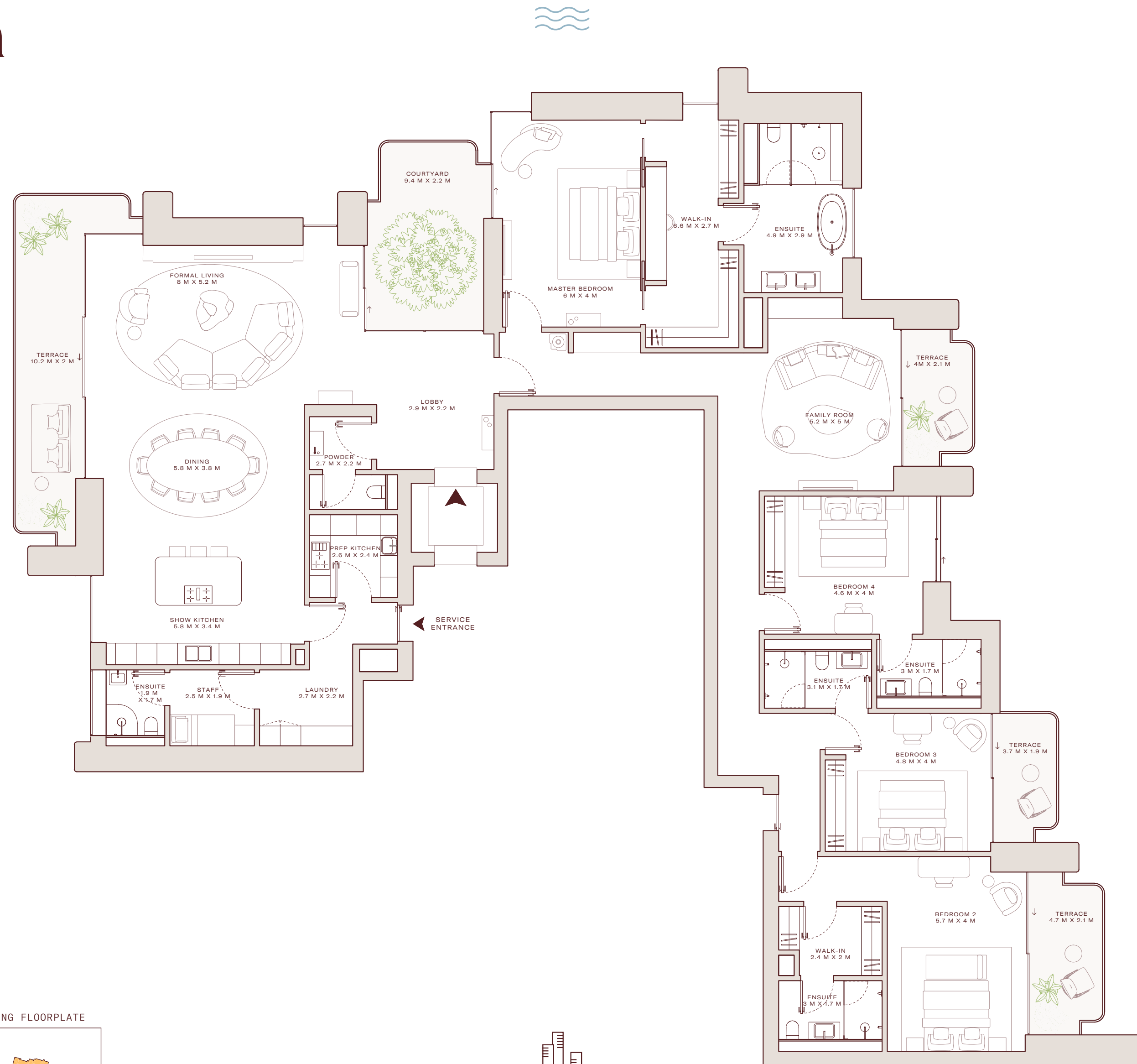
\*AVAILABLE IN SELECT UNITS

# 4-Bedroom

Type A

# SOLAYA

A PRIVATE COLLECTION



BUILDING 1

Unit 301, 401, 501

BUILDING 2


Unit 401, 501, 601

AREAS

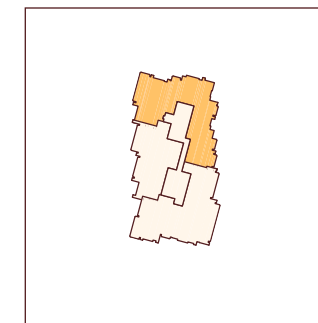
Interior 3,851 SqFt  
Terrace 756 SqFt  
Total 4,606 SqFt



MASTERPLAN



BUILDING FLOORPLATE



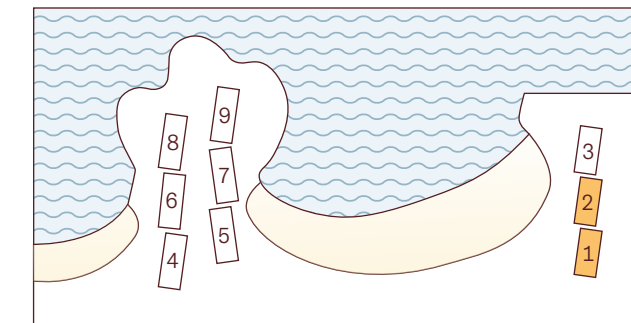
Disclaimer: Plans, details and unit orientation included are indicative only and are subject to change by the developer/seller at its sole discretion without notice and/or liability. All images, including swimming pools and landscape features, interior and exterior features, finishes, furnishings, view and scale are illustrative only. Final areas, orientation, dimensions, layout and materials may differ from those stated.

# 4-Bedroom

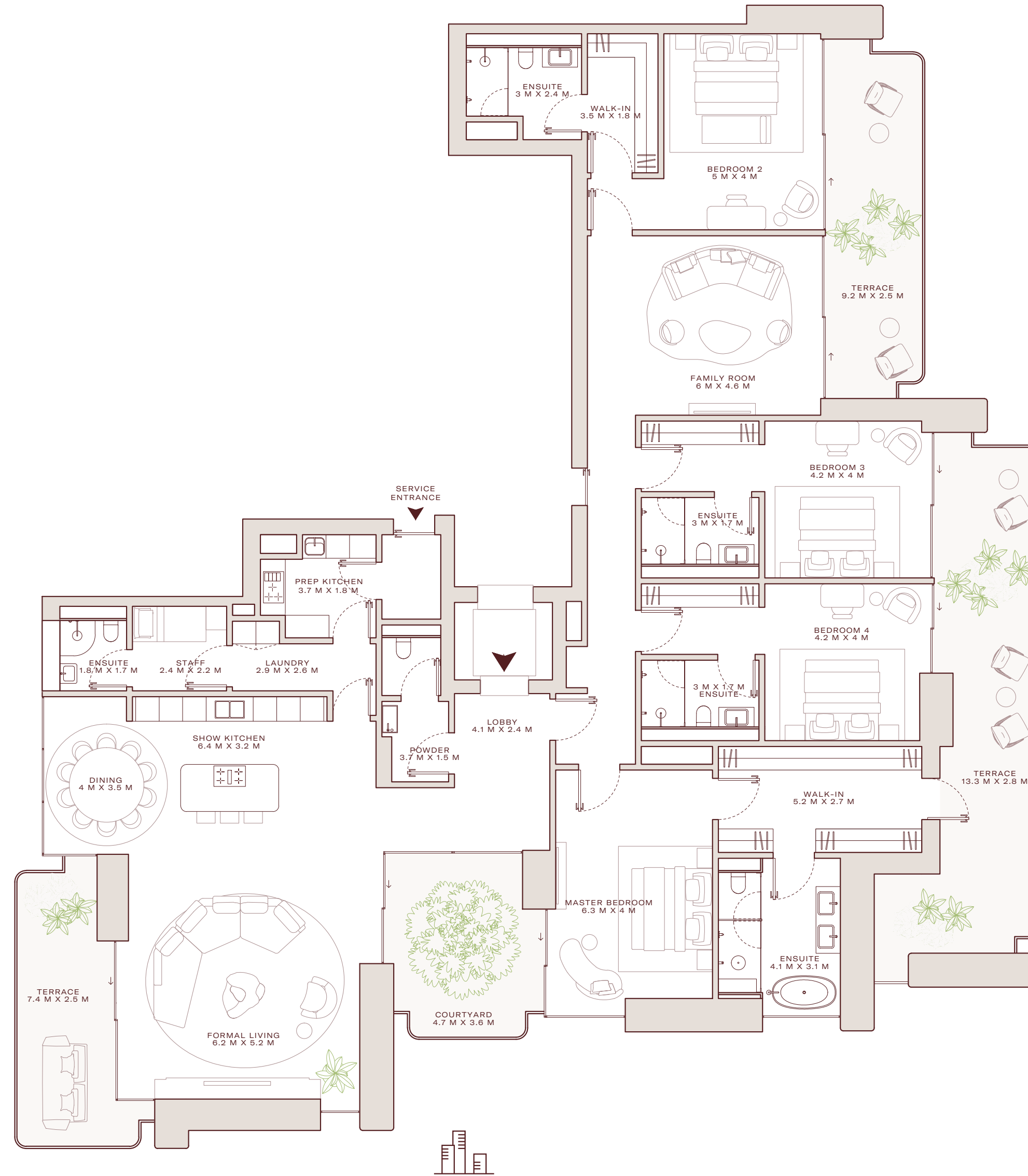
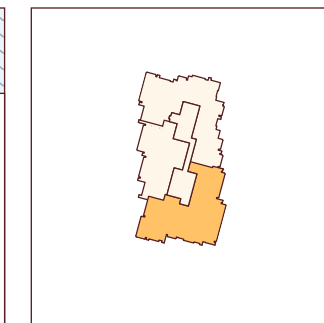
Type B



MASTERPLAN



BUILDING FLOORPLATE



# SOLAYA

A PRIVATE COLLECTION

BUILDING 1

Unit 403

BUILDING 2

Unit 503

AREAS

Interior 3,516 SqFt  
Terrace 824 SqFt  
Total 4,340 SqFt

Disclaimer: Plans, details and unit orientation included are indicative only and are subject to change by the developer/seller at its sole discretion without notice and/or liability. All images, including swimming pools and landscape features, interior and exterior features, finishes, furnishings, view and scale are illustrative only. Final areas, orientation, dimensions, layout and materials may differ from those stated.

# 4-Bedroom

Type C

# SOLAYA

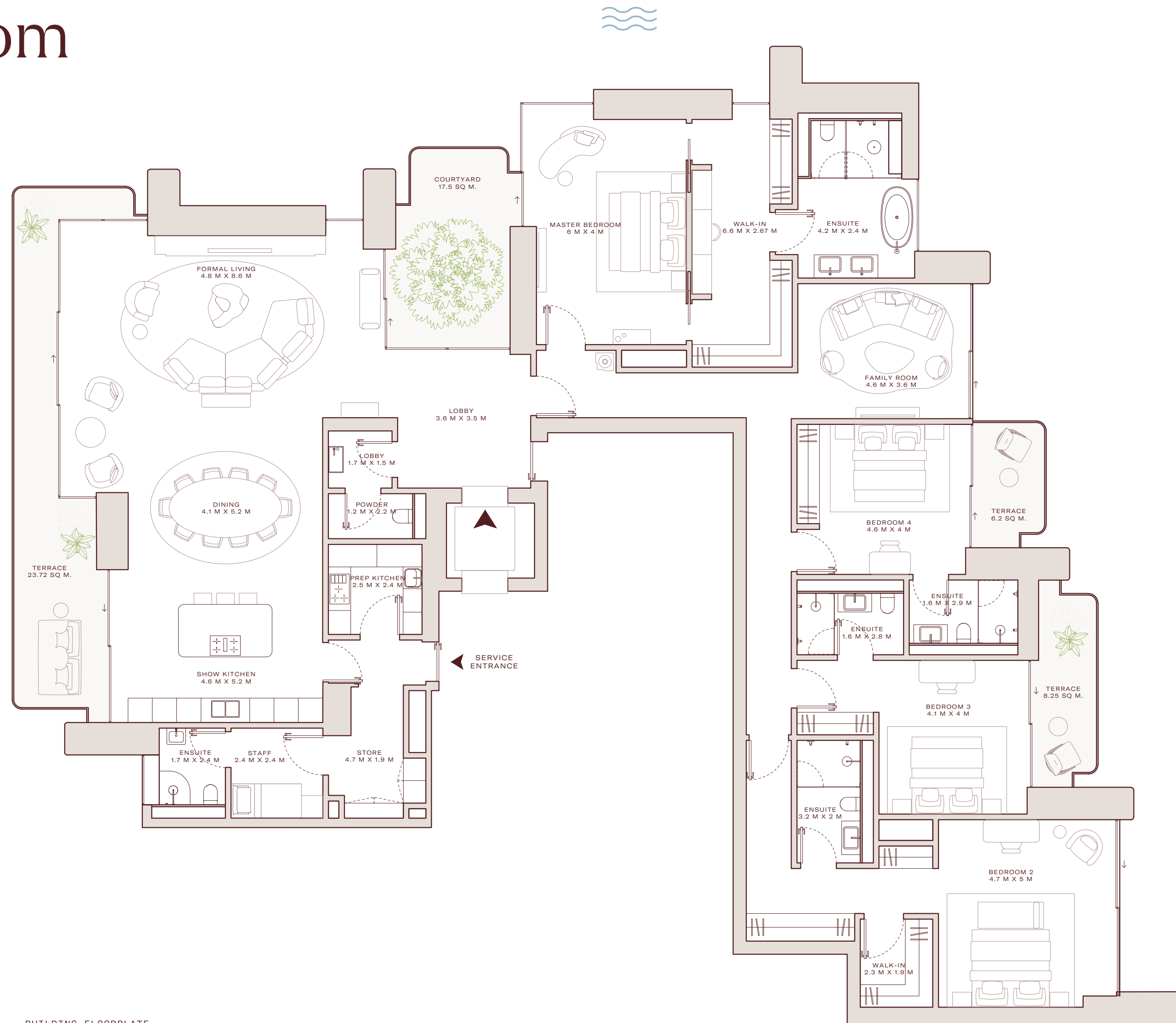
A PRIVATE COLLECTION

BUILDING 3


Unit 301, 401, 501, 601

AREAS

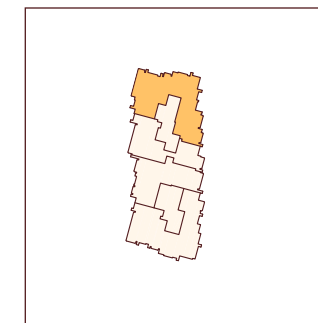
Interior 3,846 SqFt  
Terrace 692 SqFt  
Total 4,538 SqFt



MASTERPLAN



BUILDING FLOORPLATE



Disclaimer: Plans, details and unit orientation included are indicative only and are subject to change by the developer/seller at its sole discretion without notice and/or liability. All images, including swimming pools and landscape features, interior and exterior features, finishes, furnishings, view and scale are illustrative only. Final areas, orientation, dimensions, layout and materials may differ from those stated.

# 4-Bedroom

Type D



# SOLAYA

A PRIVATE COLLECTION

BUILDING 3

Unit 304, 404, 504, 604

AREAS


Interior 3,513 SqFt

Terrace 842 SqFt

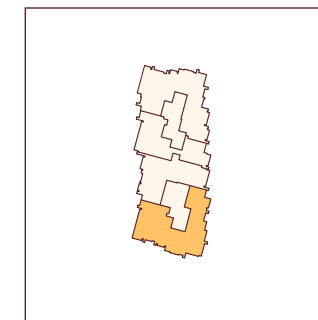
Total 4,355 SqFt



MASTERPLAN



BUILDING FLOORPLATE



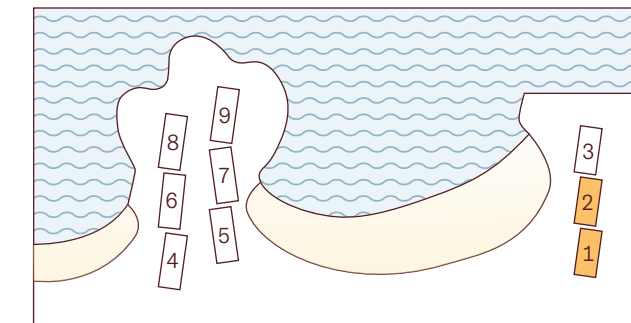
Disclaimer: Plans, details and unit orientation included are indicative only and are subject to change by the developer/seller at its sole discretion without notice and/or liability. All images, including swimming pools and landscape features, interior and exterior features, finishes, furnishings, view and scale are illustrative only. Final areas, orientation, dimensions, layout and materials may differ from those stated.

# 4-Bedroom

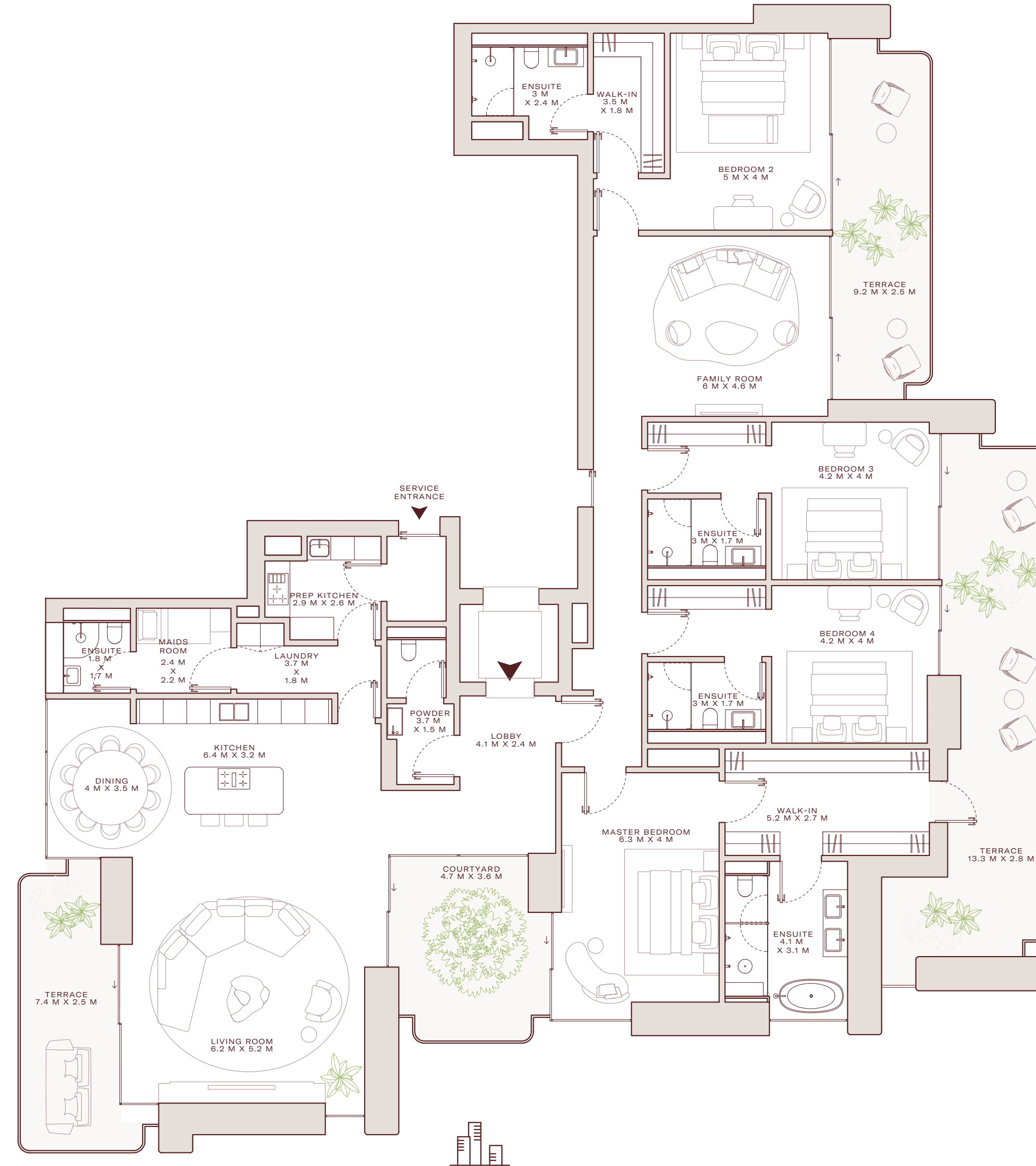
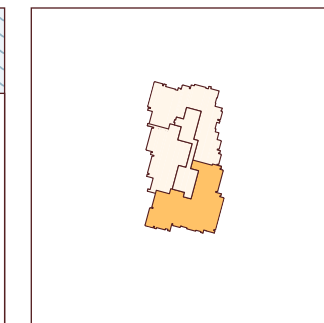
Type J



MASTERPLAN



BUILDING FLOORPLATE



# SOLAYA

A PRIVATE COLLECTION

BUILDING 1

Unit 303

BUILDING 2

Unit 403

AREAS

Interior 3,518 SqFt  
Terrace 1,157 SqFt  
Total 4,676 SqFt

Disclaimer: Plans, details and unit orientation included are indicative only and are subject to change by the developer/seller at its sole discretion without notice and/or liability. All images, including swimming pools and landscape features, interior and exterior features, finishes, furnishings, view and scale are illustrative only. Final areas, orientation, dimensions, layout and materials may differ from those stated.

# 5-Bedroom


## KEY FEATURES

Increased floor-to-floor ceiling heights  
compared to other classic residences

Direct courtyard/terrace  
access from all rooms\*

Equipped with two staff rooms

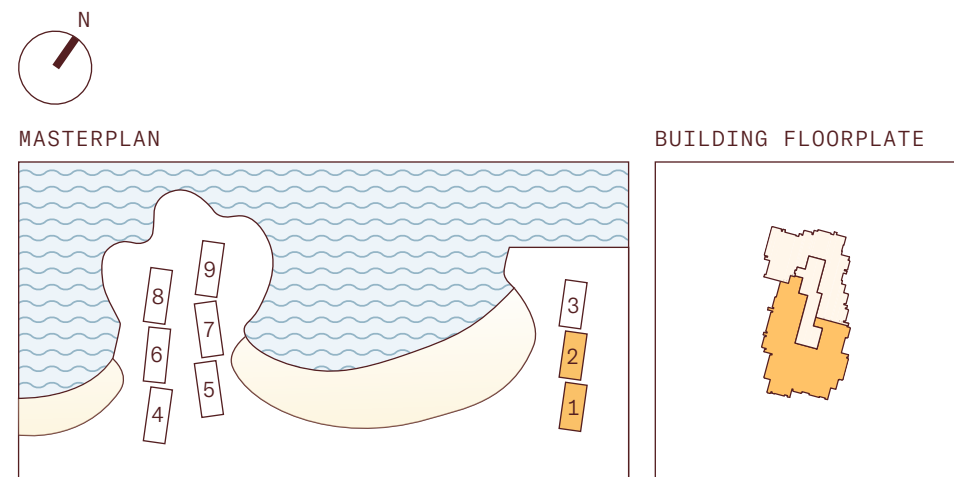
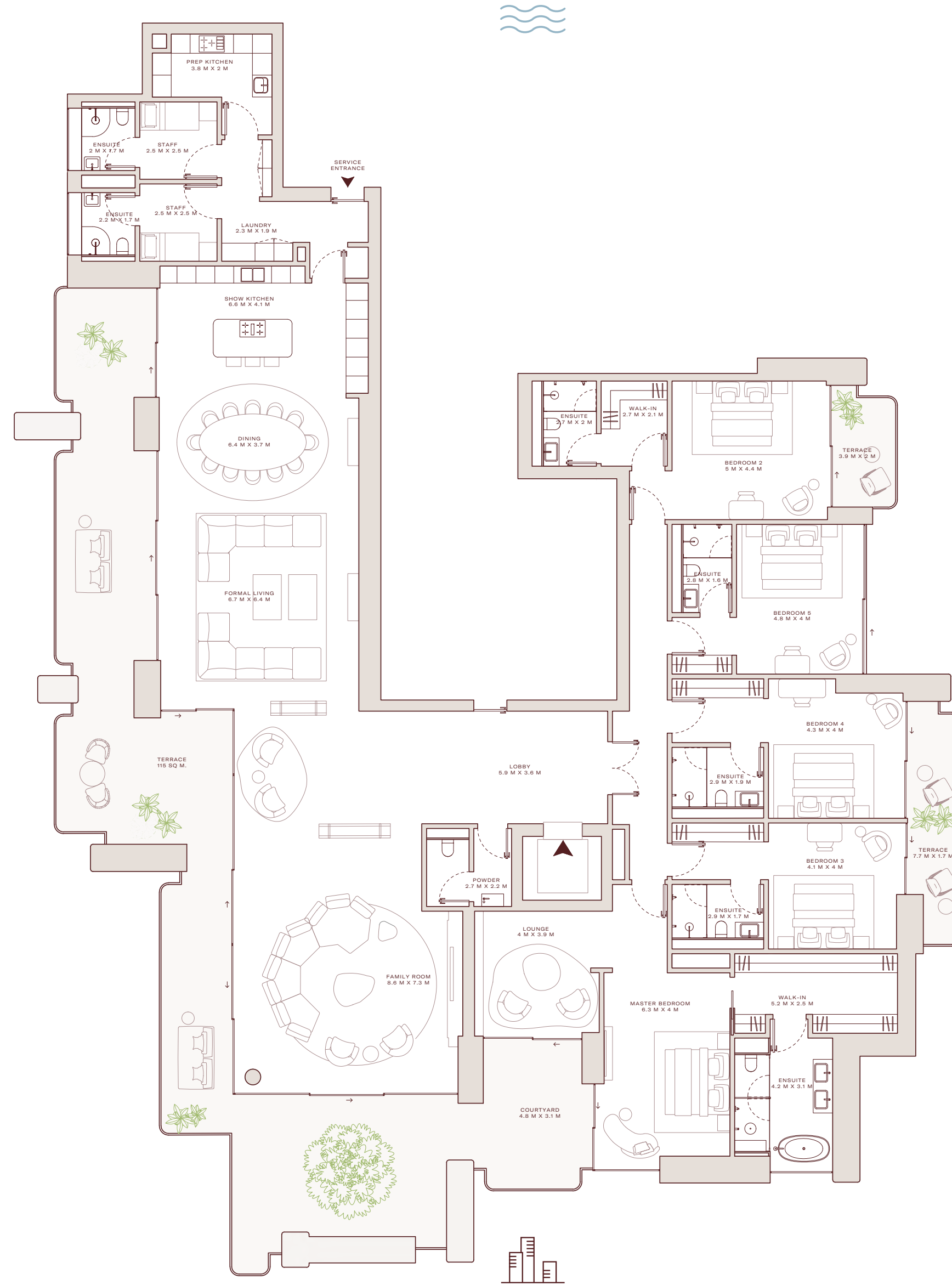
Additional family room



\*AVAILABLE IN SELECT UNITS

# 5-Bedroom

Type A



Disclaimer: Plans, details and unit orientation included are indicative only and are subject to change by the developer/seller at its sole discretion without notice and/or liability. All images, including swimming pools and landscape features, interior and exterior features, finishes, furnishings, view and scale are illustrative only. Final areas, orientation, dimensions, layout and materials may differ from those stated.

# SOLAYA

A PRIVATE COLLECTION

BUILDING 1

Unit 502

BUILDING 2

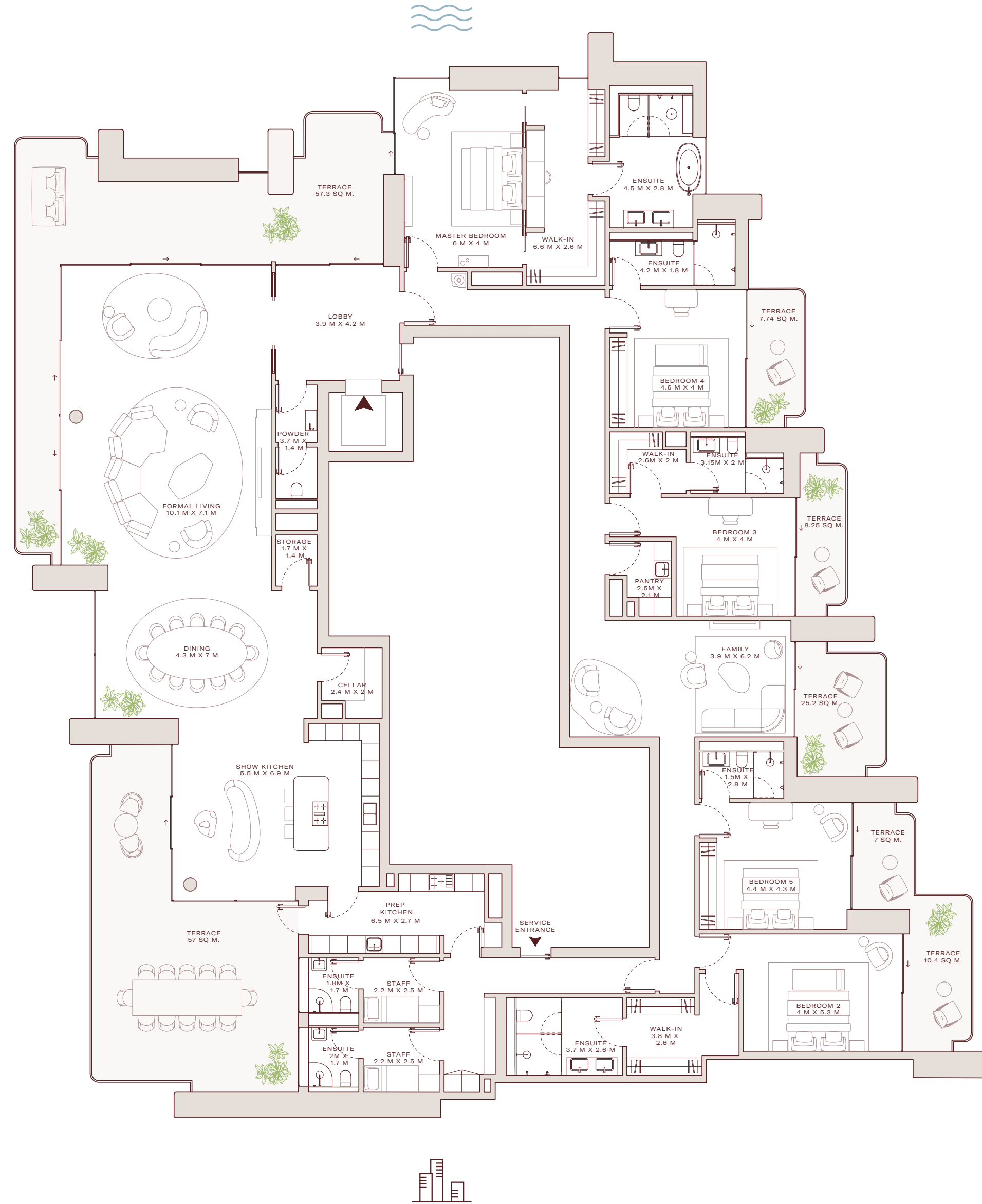
Unit 602

AREAS


Interior 5,211 SqFt  
 Terrace 1,776 SqFt  
 Total 6,987 SqFt

# 5-Bedroom

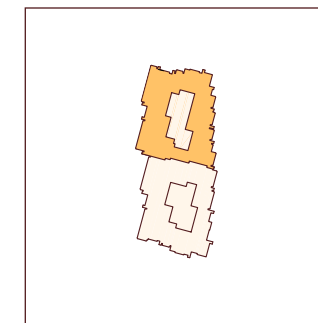
Type B



MASTERPLAN



BUILDING FLOORPLATE



Disclaimer: Plans, details and unit orientation included are indicative only and are subject to change by the developer/seller at its sole discretion without notice and/or liability. All images, including swimming pools and landscape features, interior and exterior features, finishes, furnishings, view and scale are illustrative only. Final areas, orientation, dimensions, layout and materials may differ from those stated.

# SOLAYA

A PRIVATE COLLECTION

BUILDING 3

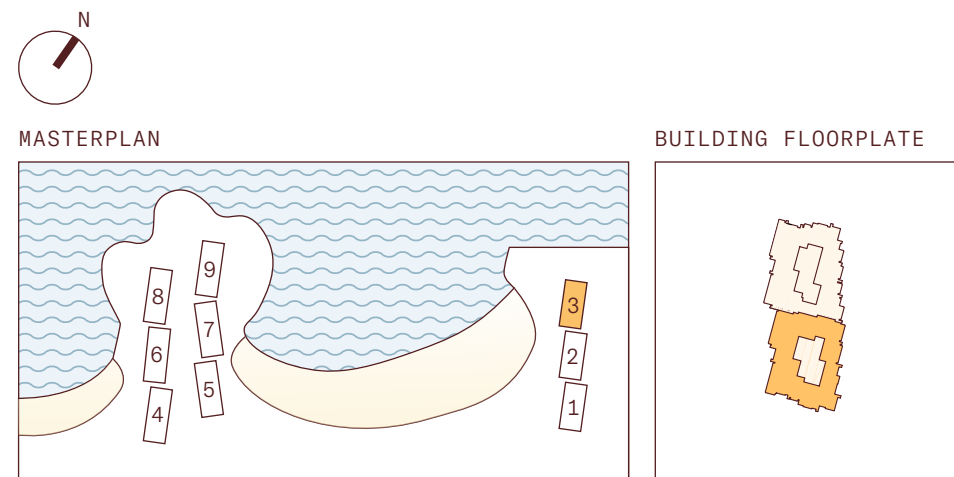
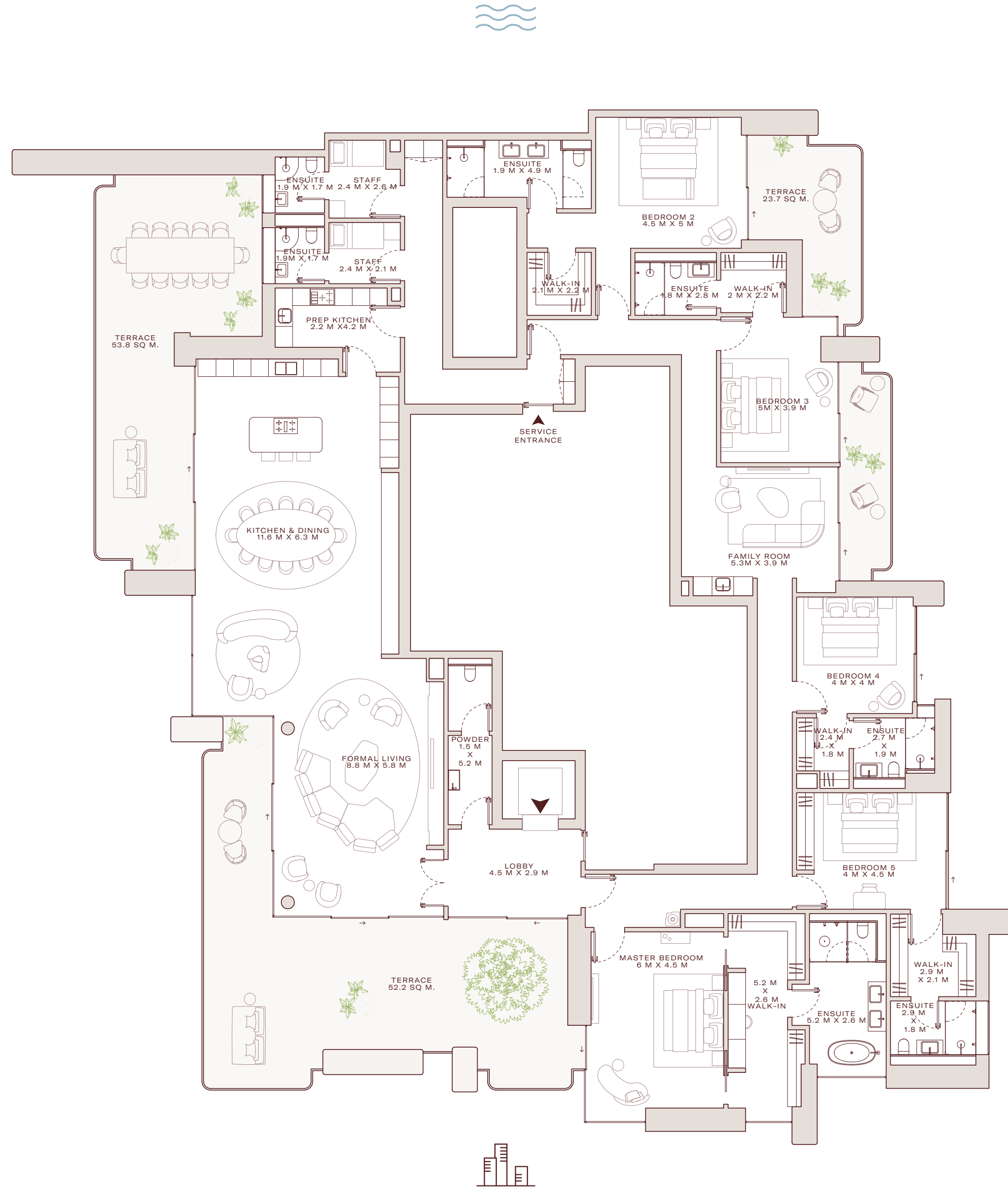
Unit 701

AREAS

Interior 5,652 SqFt  
 Terrace 1,990 SqFt  
 Total 7,643 SqFt

# 5-Bedroom

Type C



Disclaimer: Plans, details and unit orientation included are indicative only and are subject to change by the developer/seller at its sole discretion without notice and/or liability. All images, including swimming pools and landscape features, interior and exterior features, finishes, furnishings, view and scale are illustrative only. Final areas, orientation, dimensions, layout and materials may differ from those stated.

# SOLAYA

A PRIVATE COLLECTION

BUILDING 3

Unit 702

AREAS

Interior 5,333 SqFt  
 Terrace 2,002 SqFt  
 Total 7,335 SqFt

# SIGNATURE RESIDENCES


## 3-BEDROOM GARDEN

Designed for ground-level living, these three bedroom residences provide a seamless indoor-outdoor lifestyle, each with its own garden and pool. Privacy of the outdoor spaces is enhanced by projecting canopies and garden walls, which vary in height from 1.2m to 1.8m. The ground floor level is positioned above pedestrian access.

# 3-Bedroom Garden

## KEY FEATURES

- Private pools and gardens
- Arrival through courtyard
- Equipped with prep kitchen and show kitchen



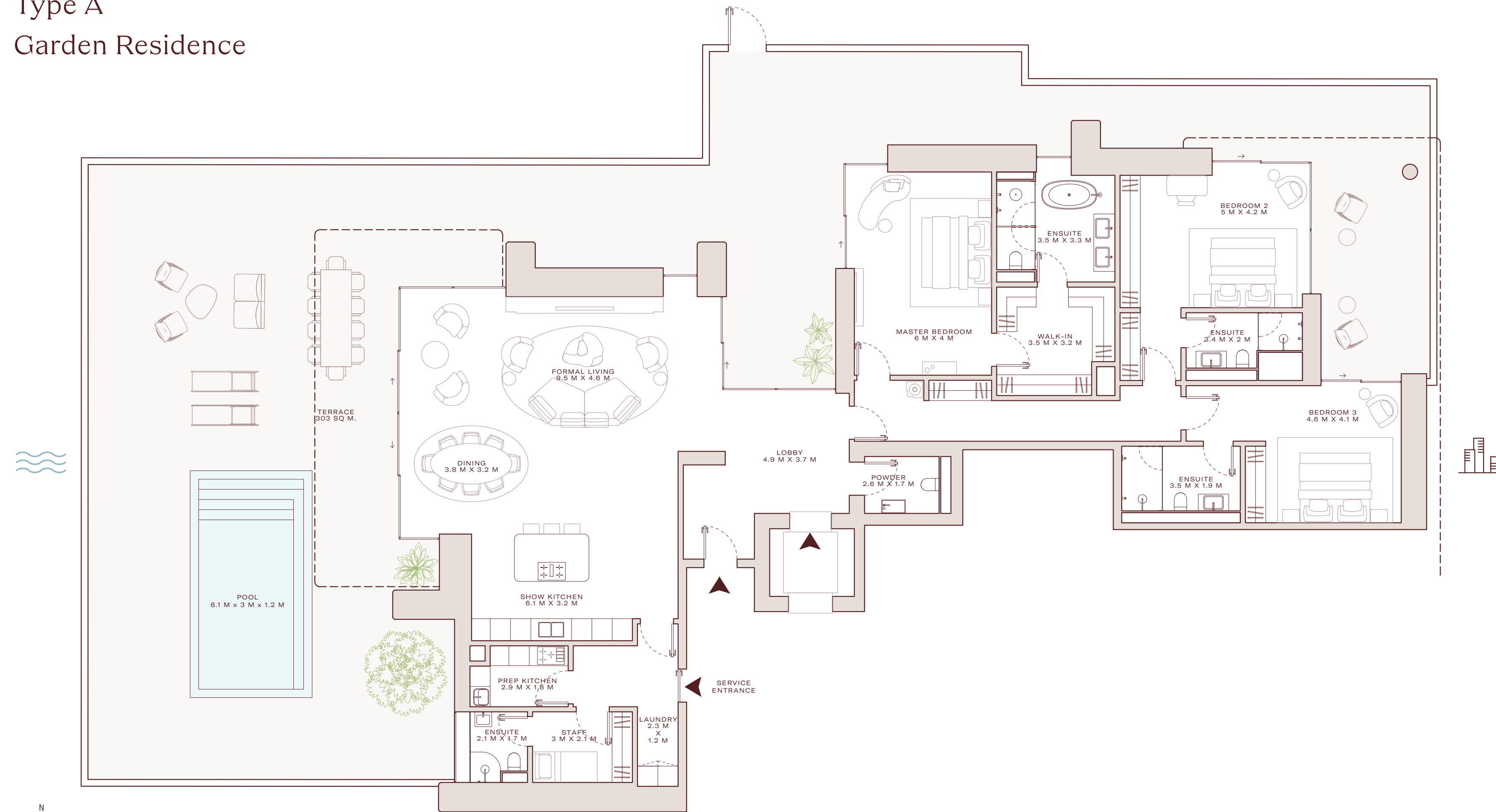
# 3-Bedroom

Type A

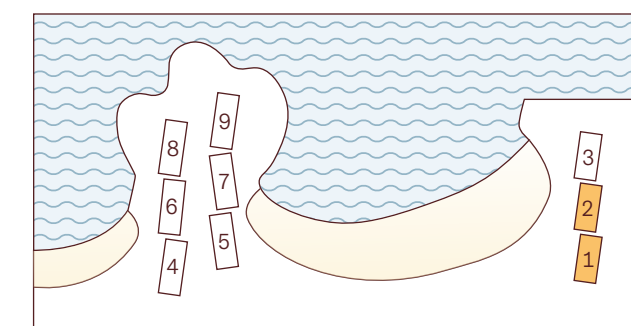
Garden Residence

# SOLAYA

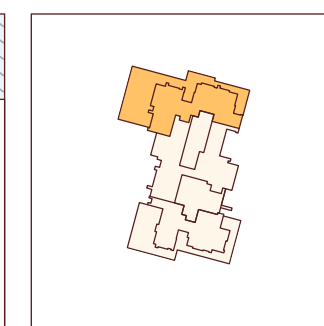
A PRIVATE COLLECTION



MASTERPLAN



BUILDING FLOORPLATE



BUILDING 1

G01

BUILDING 2

G01

AREAS

Interior 2,991 SqFt  
Terrace 3,488 SqFt  
Total 6,480 SqFt

Disclaimer: Plans, details and unit orientation included are indicative only and are subject to change by the developer/seller at its sole discretion without notice and/or liability. All images, including swimming pools and landscape features, interior and exterior features, finishes, furnishings, view and scale are illustrative only. Final areas, orientation, dimensions, layout and materials may differ from those stated.

# 3-Bedroom


Type B

Garden Residence



# SOLAYA

A PRIVATE COLLECTION



BUILDING 1

G02

BUILDING 2

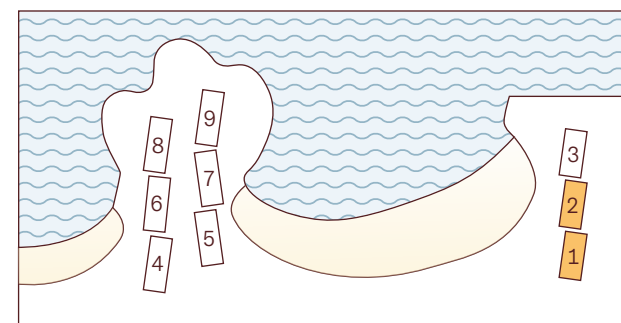
G02

AREAS

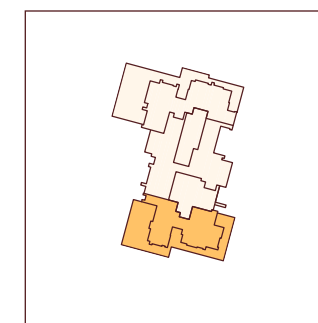
Interior 2,674 SqFt  
Terrace 3,048 SqFt  
Total 5,722 SqFt



MASTERPLAN



BUILDING FLOORPLATE



Disclaimer: Plans, details and unit orientation included are indicative only and are subject to change by the developer/seller at its sole discretion without notice and/or liability. All images, including swimming pools and landscape features, interior and exterior features, finishes, furnishings, view and scale are illustrative only. Final areas, orientation, dimensions, layout and materials may differ from those stated.

# 3-Bedroom

Type C

Garden Residence



# SOLAYA

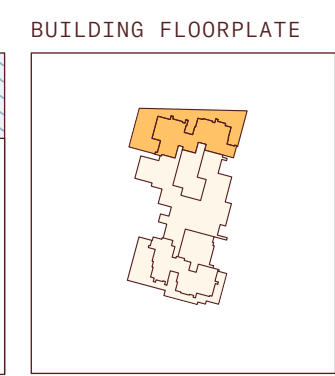
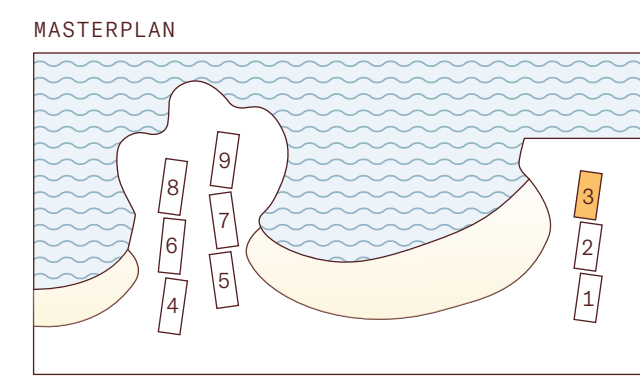
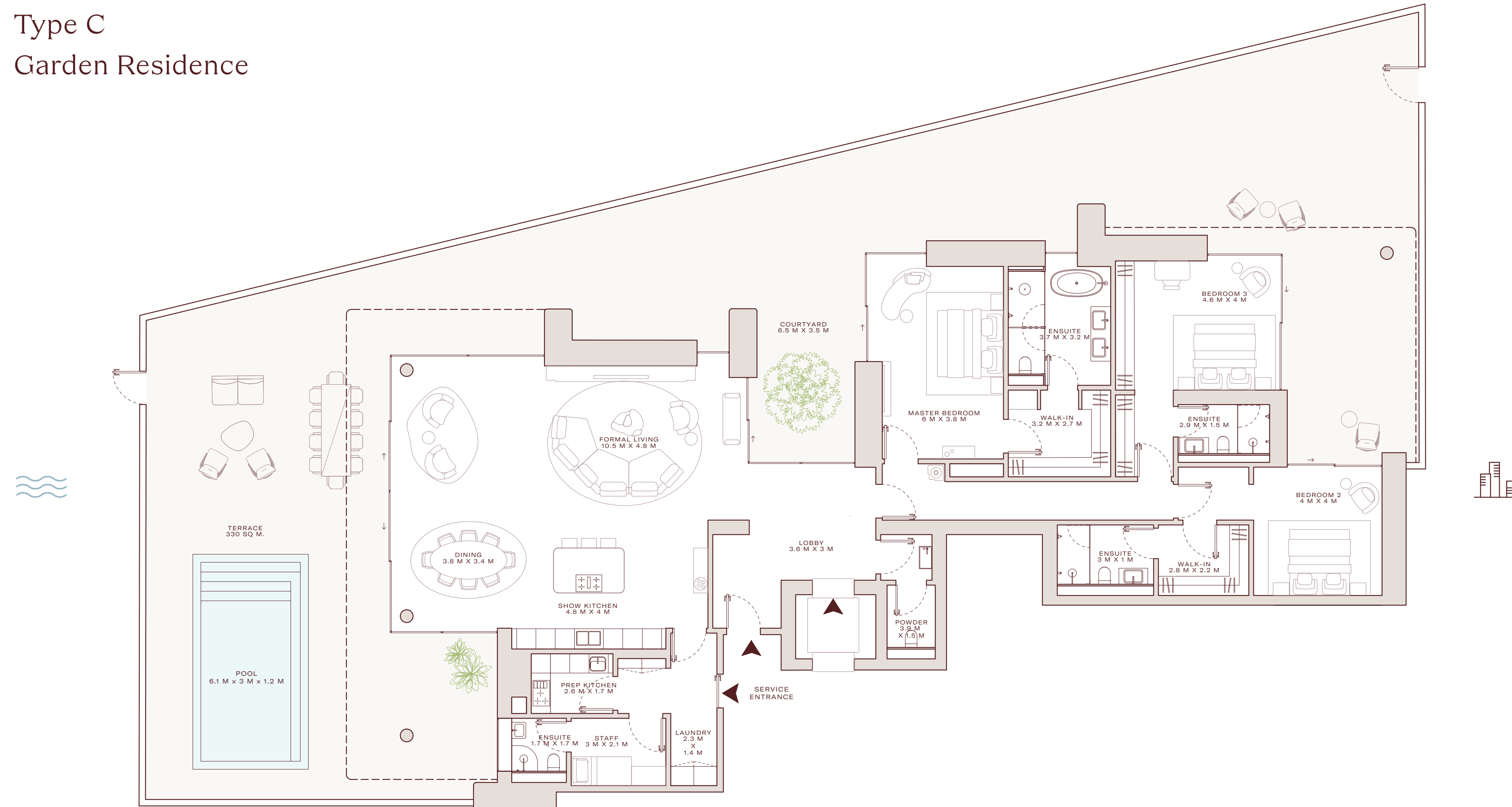
A PRIVATE COLLECTION

BUILDING 3

G01

AREAS

Interior 3,090 SqFt  
Terrace 3,775 SqFt  
Total 6,866 SqFt



Disclaimer: Plans, details and unit orientation included are indicative only and are subject to change by the developer/seller at its sole discretion without notice and/or liability. All images, including swimming pools and landscape features, interior and exterior features, finishes, furnishings, view and scale are illustrative only. Final areas, orientation, dimensions, layout and materials may differ from those stated.

# 3-Bedroom

Type D

Garden Residence



# SOLAYA

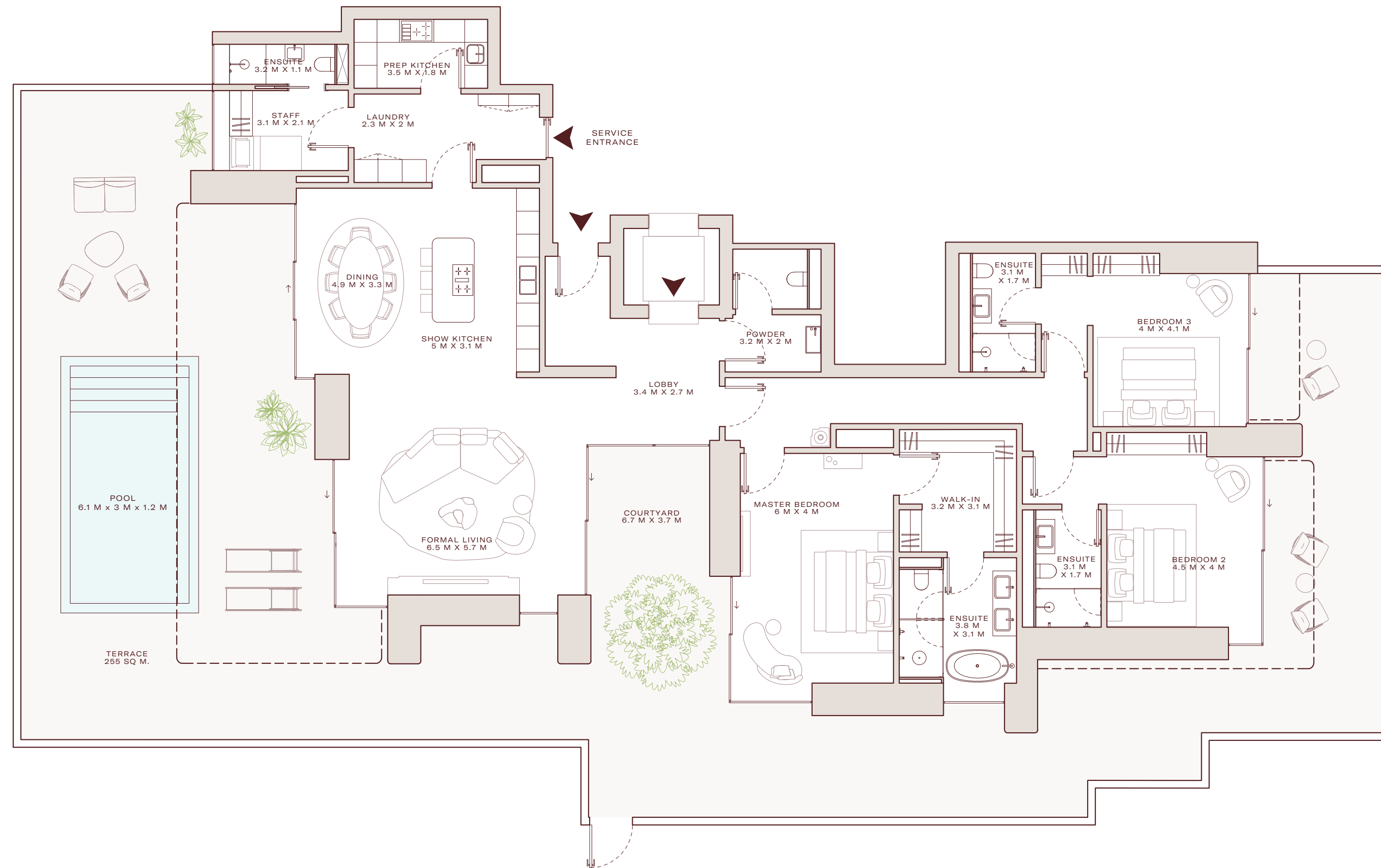
A PRIVATE COLLECTION

BUILDING 3

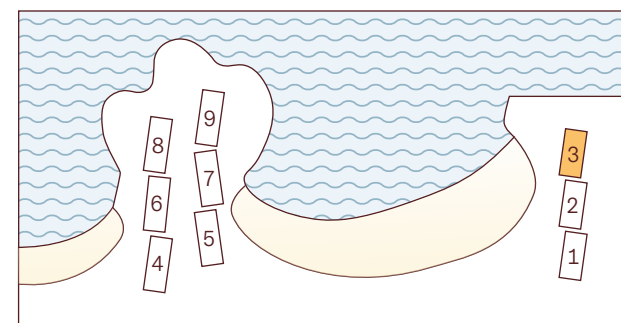
G02

AREAS

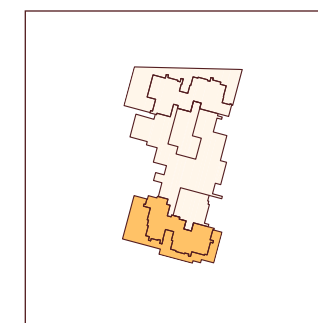
Interior 2,792 SqFt  
Terrace 3,004 SqFt  
Total 5,796 SqFt



MASTERPLAN



BUILDING FLOORPLATE



Disclaimer: Plans, details and unit orientation included are indicative only and are subject to change by the developer/seller at its sole discretion without notice and/or liability. All images, including swimming pools and landscape features, interior and exterior features, finishes, furnishings, view and scale are illustrative only. Final areas, orientation, dimensions, layout and materials may differ from those stated.

# SIGNATURE RESIDENCES

4-BEDROOM DUPLEX


Showcasing Solaya's distinctive design across two levels and spanning over 5,000 sq. ft., these residences feature open-plan living areas that create a sense of spaciousness and flow throughout each home. Private outdoor 'rooms' serve as comfortable extensions of the living areas, offering shade and enhancing privacy.

# 4-Bedroom Duplex

## KEY FEATURES

- Direct courtyard/terrace access from all rooms\*
- Equipped with prep kitchens and show kitchens
- Additional family room
- Additional study space\*

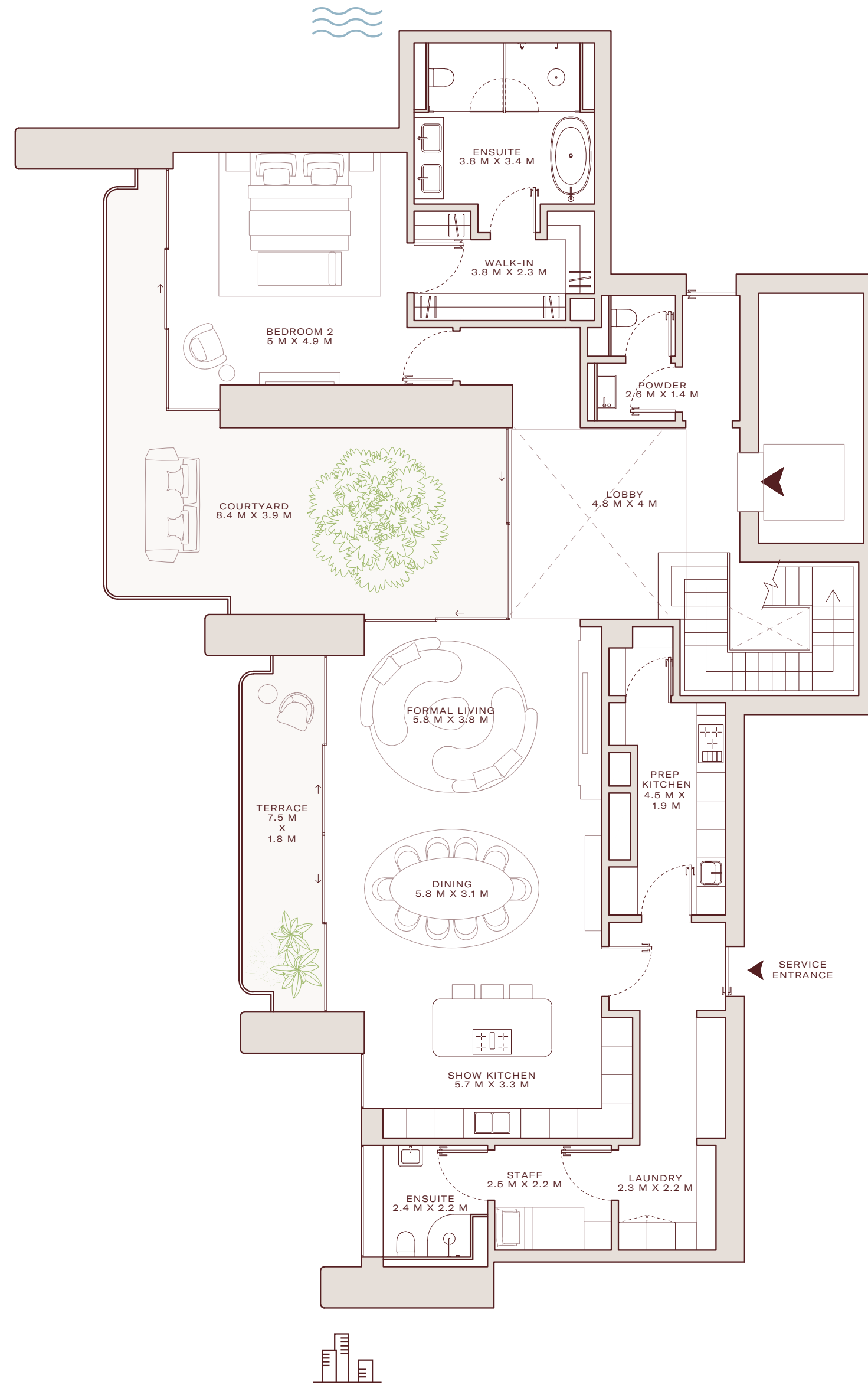
\*AVAILABLE IN SELECT UNITS




# 4-Bedroom

Type A, Duplex

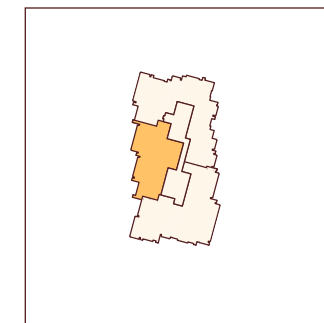
Lower



MASTERPLAN



BUILDING FLOORPLATE



# SOLAYA

A PRIVATE COLLECTION

BUILDING 1

Unit 302

BUILDING 2

Unit 402

AREAS


Interior 4,280 SqFt  
Terrace 929 SqFt  
Total 5,209 SqFt

Disclaimer: Plans, details and unit orientation included are indicative only and are subject to change by the developer/seller at its sole discretion without notice and/or liability. All images, including swimming pools and landscape features, interior and exterior features, finishes, furnishings, view and scale are illustrative only. Final areas, orientation, dimensions, layout and materials may differ from those stated.


# 4-Bedroom

Type A, Duplex

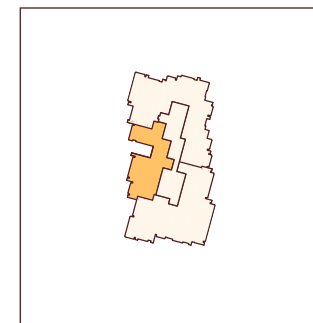
Upper



MASTERPLAN



BUILDING FLOORPLATE



Disclaimer: Plans, details and unit orientation included are indicative only and are subject to change by the developer/seller at its sole discretion without notice and/or liability. All images, including swimming pools and landscape features, interior and exterior features, finishes, furnishings, view and scale are illustrative only. Final areas, orientation, dimensions, layout and materials may differ from those stated.

# SOLAYA

A PRIVATE COLLECTION

BUILDING 1

Unit 302

BUILDING 2

Unit 402

AREAS

Interior 4,280 SqFt  
Terrace 929 SqFt  
Total 5,209 SqFt



Brookfield  
Properties

# 4-Bedroom

Type B, Duplex

Lower



# SOLAYA

A PRIVATE COLLECTION

BUILDING 3

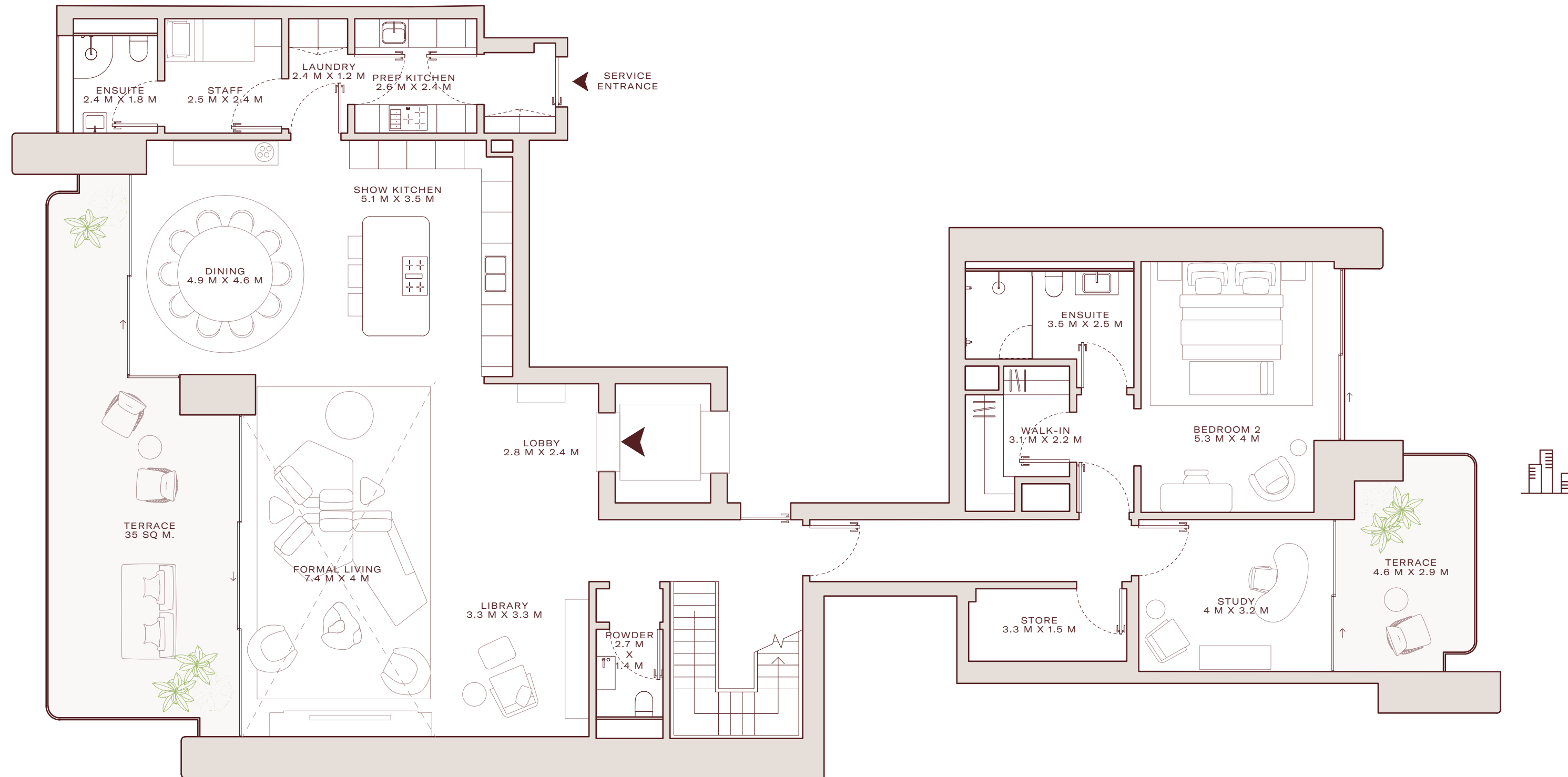
Unit 302, 502

AREAS


Interior 4,473 SqFt

Terrace 782 SqFt

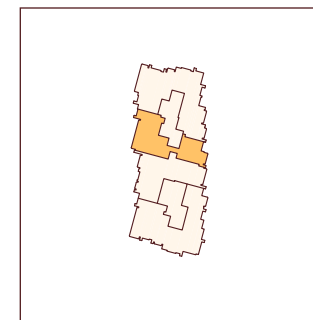
Total 5,255 SqFt



MASTERPLAN



BUILDING FLOORPLATE



Disclaimer: Plans, details and unit orientation included are indicative only and are subject to change by the developer/seller at its sole discretion without notice and/or liability. All images, including swimming pools and landscape features, interior and exterior features, finishes, furnishings, view and scale are illustrative only. Final areas, orientation, dimensions, layout and materials may differ from those stated.

# 4-Bedroom

Type B, Duplex

Upper



# SOLAYA

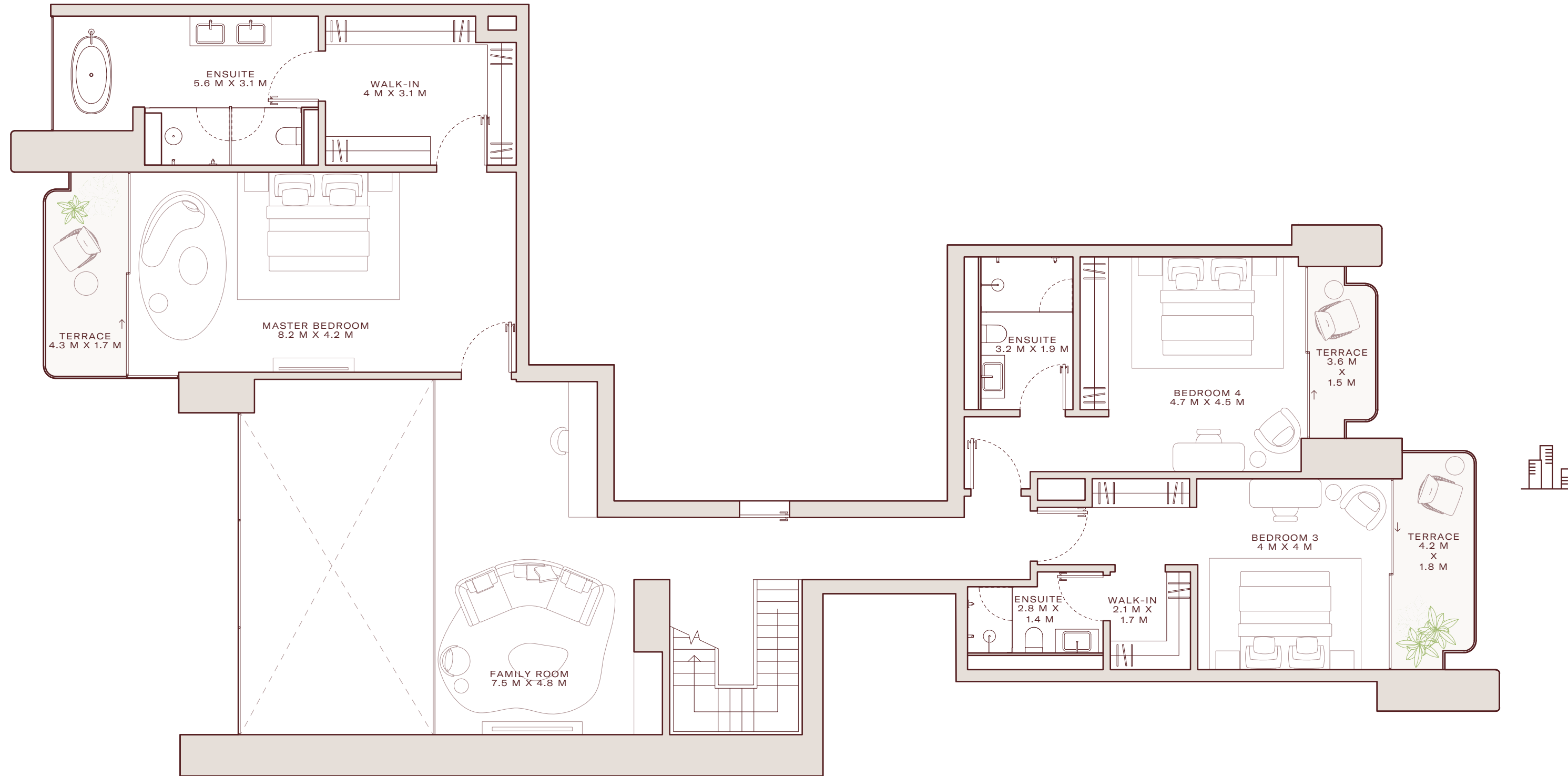
A PRIVATE COLLECTION

BUILDING 3


Unit 302, 502

AREAS

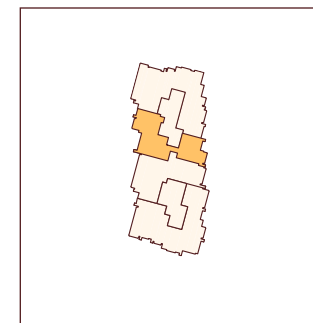
Interior 4,473 SqFt  
 Terrace 782 SqFt  
 Total 5,255 SqFt



MASTERPLAN



BUILDING FLOORPLATE



Disclaimer: Plans, details and unit orientation included are indicative only and are subject to change by the developer/seller at its sole discretion without notice and/or liability. All images, including swimming pools and landscape features, interior and exterior features, finishes, furnishings, view and scale are illustrative only. Final areas, orientation, dimensions, layout and materials may differ from those stated.

# 4-Bedroom

Type C, Duplex

Lower

# SOLAYA

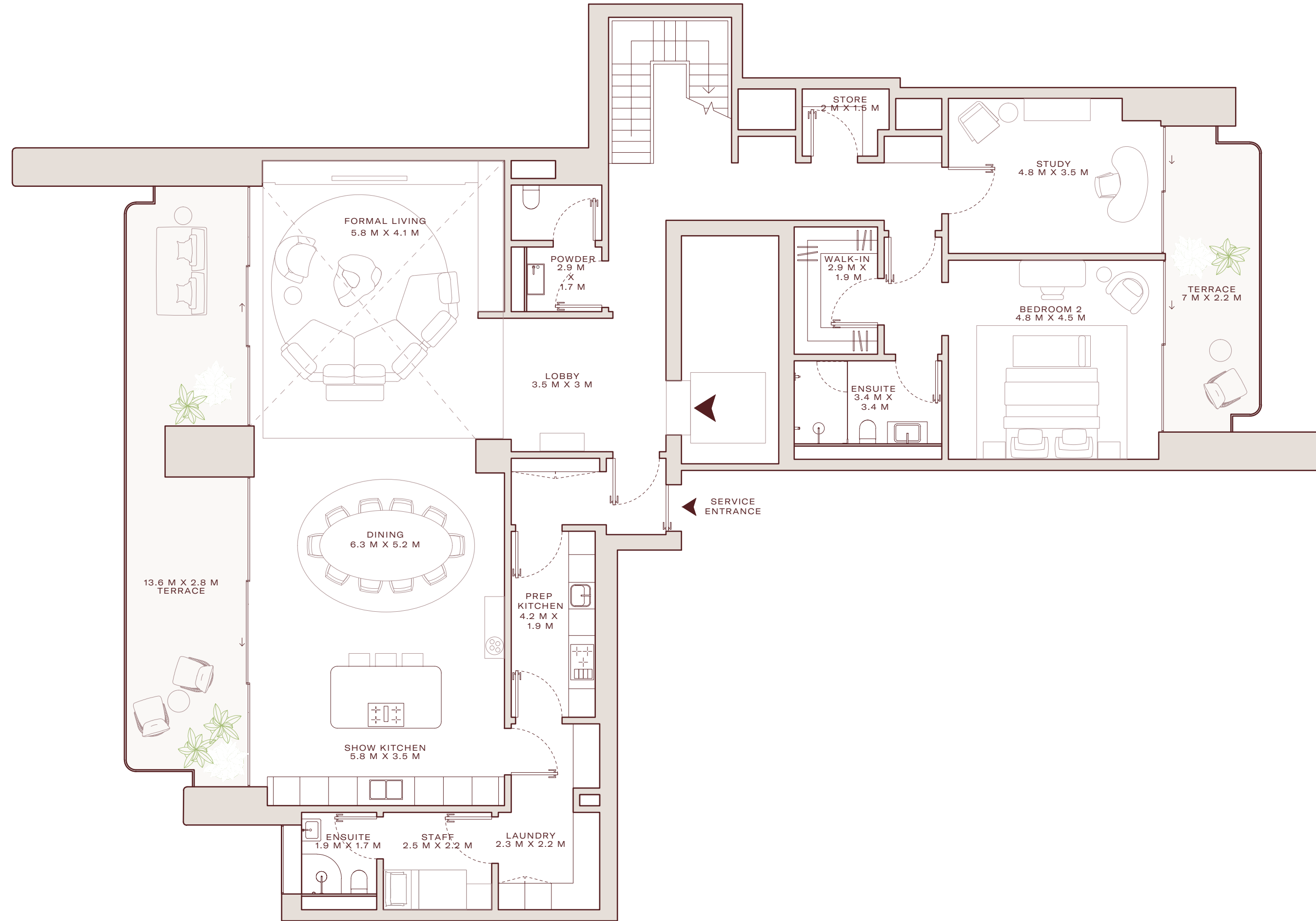
A PRIVATE COLLECTION

BUILDING 3


Unit 303, 503

AREAS

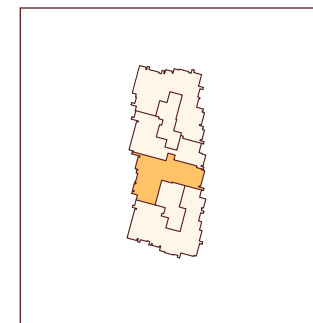
Interior 4,666 SqFt  
Terrace 725 SqFt  
Total 5,391 SqFt



MASTERPLAN



BUILDING FLOORPLATE



Disclaimer: Plans, details and unit orientation included are indicative only and are subject to change by the developer/seller at its sole discretion without notice and/or liability. All images, including swimming pools and landscape features, interior and exterior features, finishes, furnishings, view and scale are illustrative only. Final areas, orientation, dimensions, layout and materials may differ from those stated.

# 4-Bedroom

Type C, Duplex

Upper

# SOLAYA

A PRIVATE COLLECTION

BUILDING 3

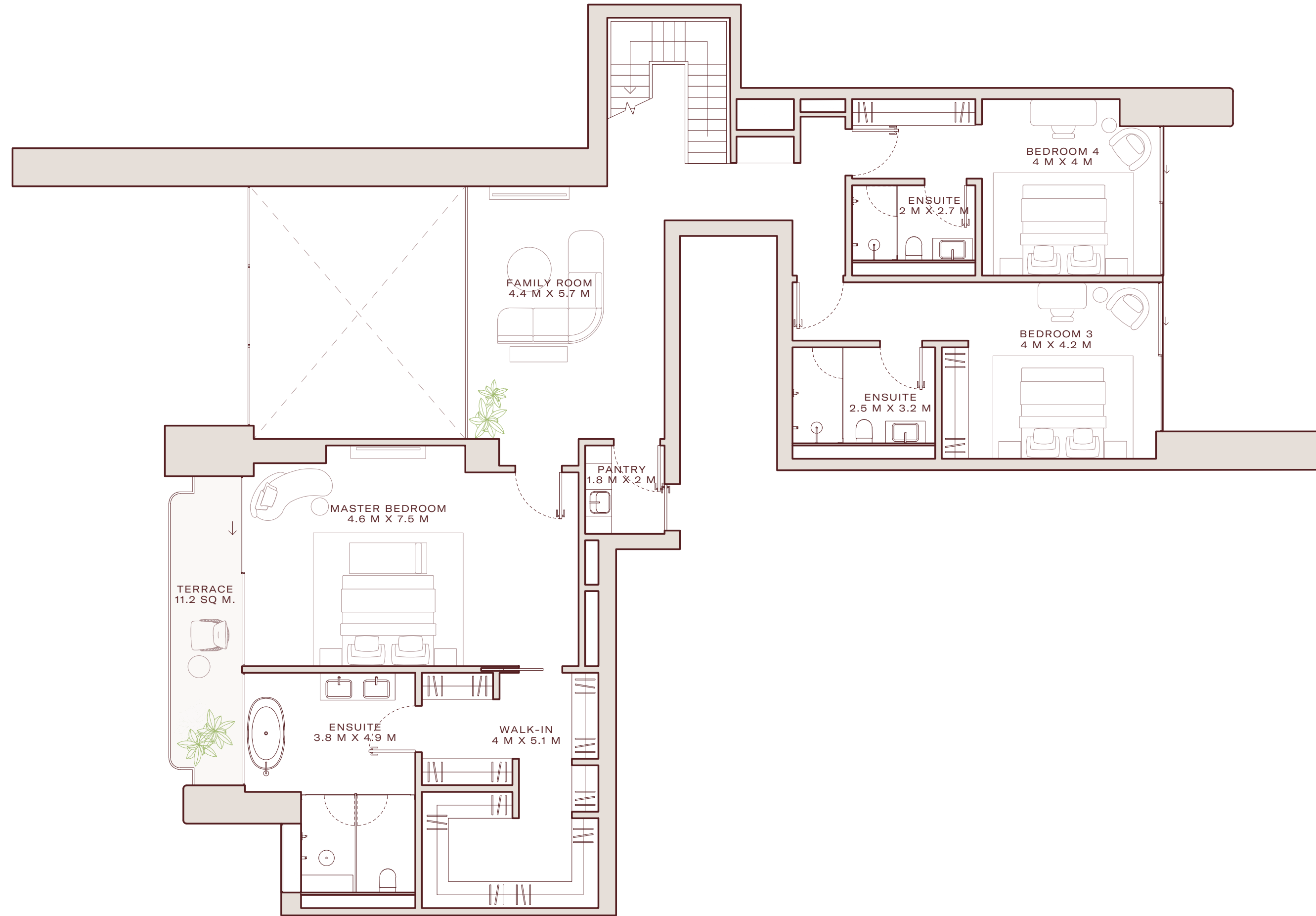
Unit 303, 503

AREAS


Interior 4,666 SqFt

Terrace 725 SqFt

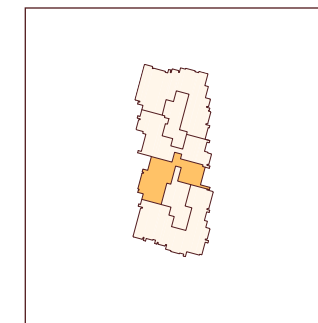
Total 5,391 SqFt



MASTERPLAN



BUILDING FLOORPLATE



Disclaimer: Plans, details and unit orientation included are indicative only and are subject to change by the developer/seller at its sole discretion without notice and/or liability. All images, including swimming pools and landscape features, interior and exterior features, finishes, furnishings, view and scale are illustrative only. Final areas, orientation, dimensions, layout and materials may differ from those stated.

# PENTHOUSES

Designed for sophisticated living, Solaya's penthouses occupy an entire exclusive level, accessed through a private lift and lobby. Soaring four-metre ceilings, sleek architectural lines, and expansive walls of glass invite an abundance of natural light, revealing spectacular panoramic views encompassing the Arabian Gulf and the vibrant cityscape. Expansive terraces seamlessly extend the living areas, featuring a private pool for ultimate outdoor enjoyment.

# Penthouse

## KEY FEATURES

- 360-degree views
- Dedicated VIP lift and private ground-floor lobby
- Multiple living and entertainment spaces
- Private gym
- Private pool
- Equipped with two staff rooms



# Penthouse

Type A



# SOLAYA

A PRIVATE COLLECTION

BUILDING 1


Unit 601

BUILDING 2

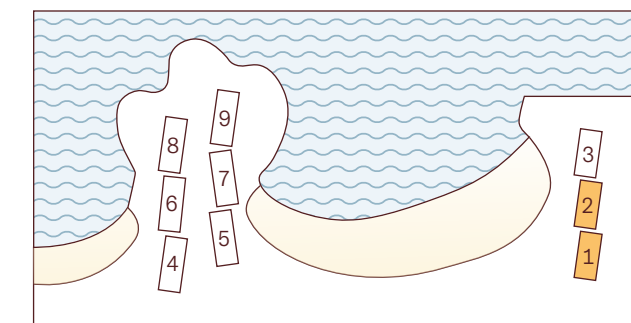
Unit 701

AREAS

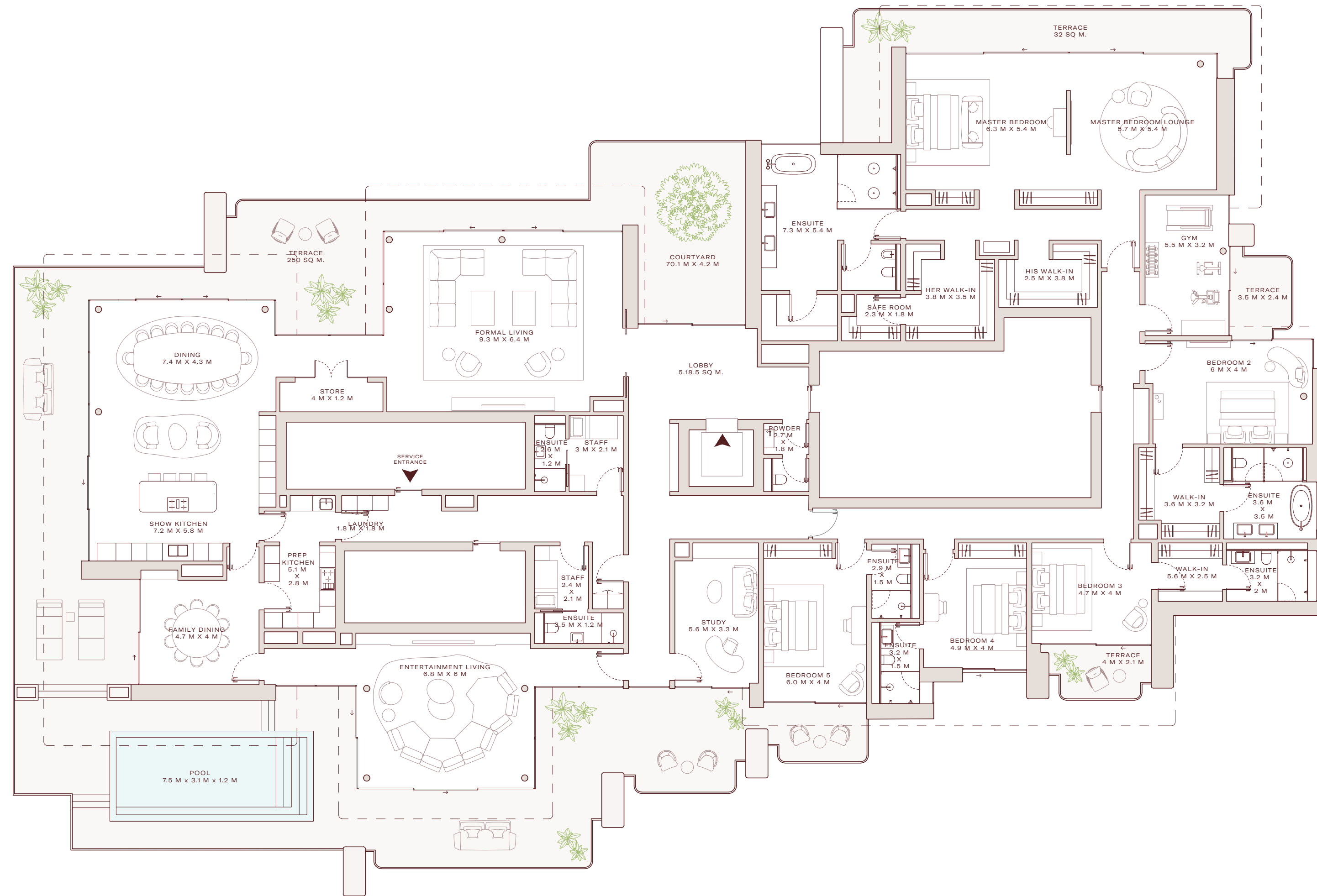
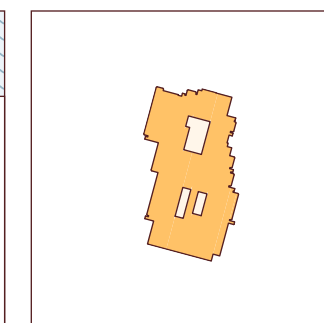
Interior 7,832 SqFt  
Terrace 3,735 SqFt  
Total 11,567 SqFt



MASTERPLAN



BUILDING FLOORPLATE



Disclaimer: Plans, details and unit orientation included are indicative only and are subject to change by the developer/seller at its sole discretion without notice and/or liability. All images, including swimming pools and landscape features, interior and exterior features, finishes, furnishings, view and scale are illustrative only. Final areas, orientation, dimensions, layout and materials may differ from those stated.

# Penthouse

Type B

# SOLAYA

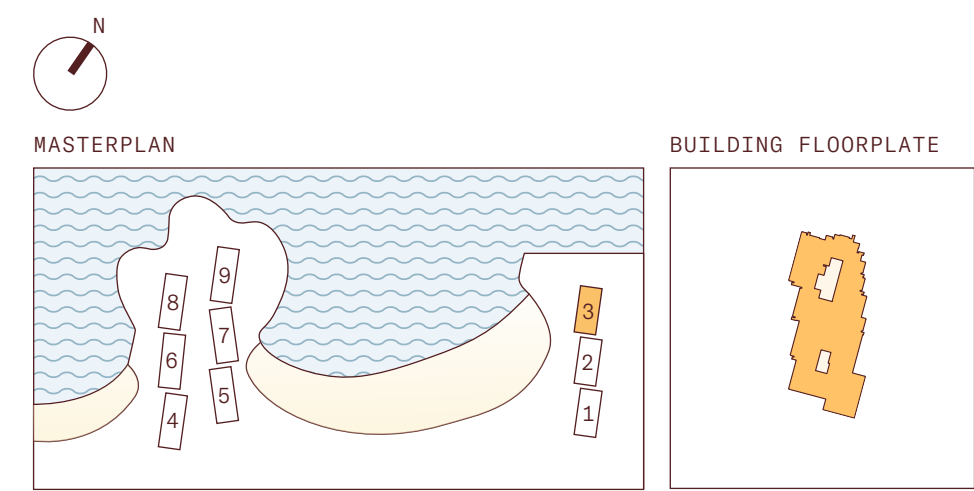
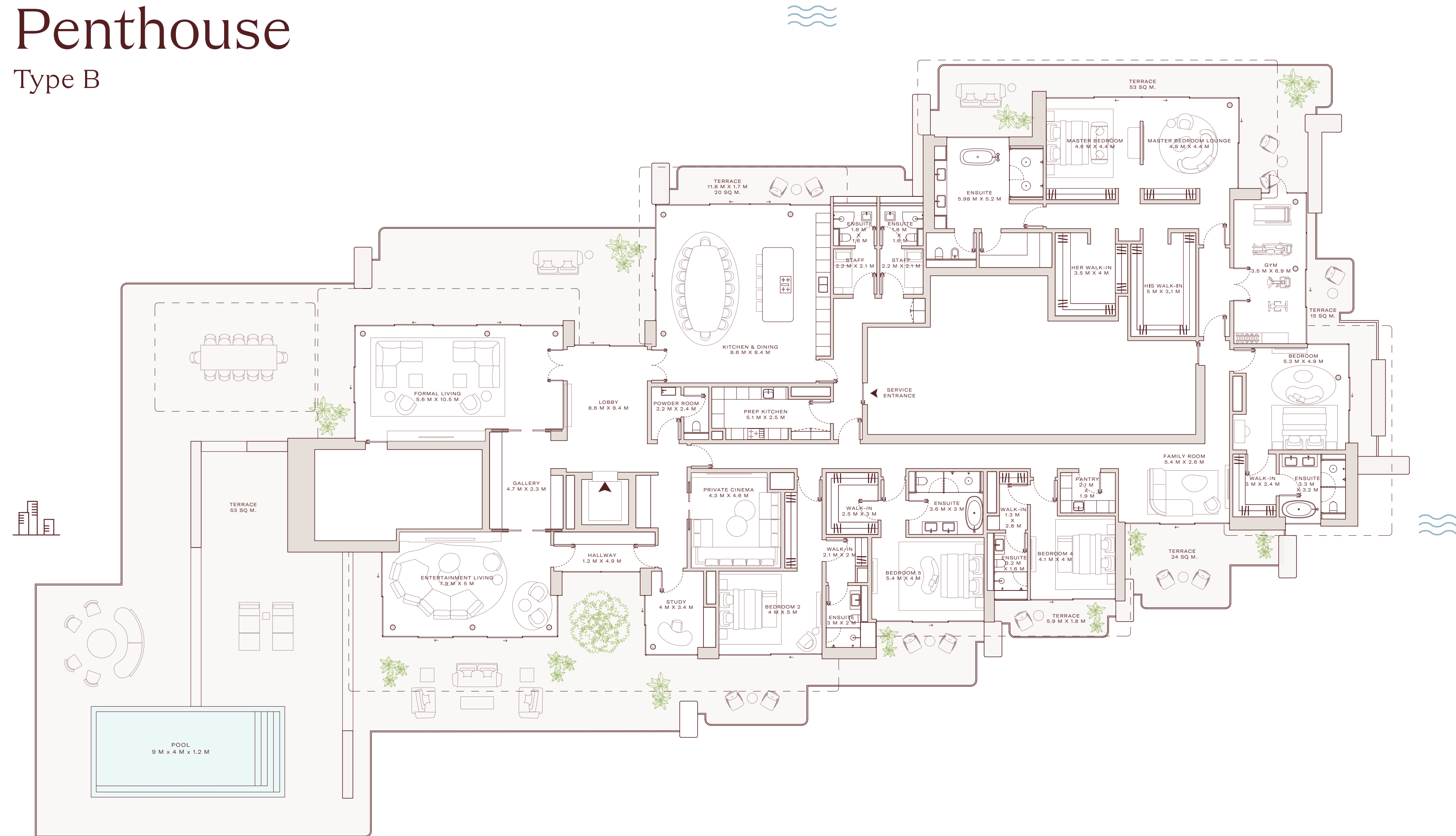
A PRIVATE COLLECTION

BUILDING 3

Unit 801

AREAS

Interior 7,926 SqFt  
 Terrace 7,405 SqFt  
 Total 15,331 SqFt



Disclaimer: Plans, details and unit orientation included are indicative only and are subject to change by the developer/seller at its sole discretion without notice and/or liability. All images, including swimming pools and landscape features, interior and exterior features, finishes, furnishings, view and scale are illustrative only. Final areas, orientation, dimensions, layout and materials may differ from those stated.

